

SISTEMAS DE PUERTAS CORREDERAS PARA ARMARIOS

CLOSET SLIDING DOORS SYSTEMS

SM 38

S57 43

S70 47

S80 73

S85 91

S90 102

COMPLEMENTOS COMUNES 106
COMMON COMPLEMENTS

SERIE M

M SERIE





SM / \$57 / \$70
\$80 / \$85 / \$90

SERIE M

M SERIE

ADINOR

UGI

GUÍA INFERIOR UGI
UGI LOWER RAIL

UGIP

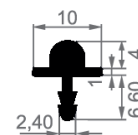
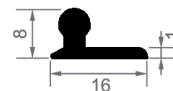
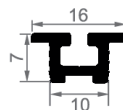
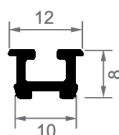

GUÍA INFERIOR UGIP
UGIP LOWER RAIL

UGIA

GUÍA INFERIOR UGIA
UGIA LOWER RAIL

GIAE

GUÍA INFERIOR GIAE
GIAE LOWER RAIL




6m. Condiciones especiales de envío
6m. Special shipping conditions

ACABADOS	FINISHINGS	Longitud / Length : 6 m.	Longitud / Length : 6 m.	Longitud / Length : 6 m.	Longitud / Length : 6 m.
LACADOS	COATED	REF.	REF.	REF.	REF.
Negro Mate	Mat Black	134.L.NM	-	-	-
Blanco Mate Ral9010	White Mat Ral9010	134.L.BM	-	-	-
ANODIZADOS	ANODIZED	REF.	REF.	REF.	REF.
Plata Mate	Natural Anodized	134.A.PM	124.A.PM	1341.A.PM	129.A.PM
Natural	Natural	-	-	-	-

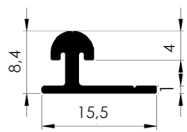

CROQUIS DE MONTAJE

ASSEMBLY INSTRUCTIONS



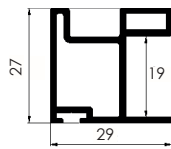

GIAS

GUÍA INFERIOR GIAS
GIAS LOWER RAIL



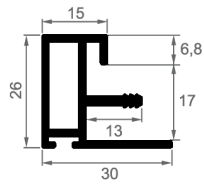

AL19mm

TIRADOR AL 19mm
19mm AL HANDLE PROFILE



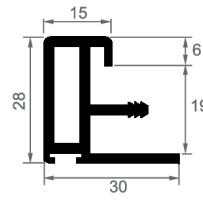

MNT16mm

TIRADOR MNT 16mm
16mm MNT HANDLE PROFILE



TIRADOR 30x28

TIRADOR RECTO 30x28 19mm.
19mm. 30x28 HANDLE PROFILE



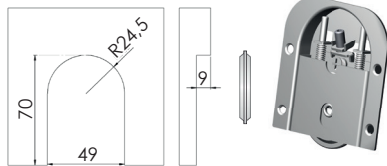
Longitud / Length : 6 m.	Longitud / Length : 4,8 m.	Longitud / Length : 4,65 m.	Longitud / Length : 4,80 m.
REF.	REF.	REF.	REF.
-	-	-	-
REF.	REF.	REF.	REF.
-	140AL.A.PM	1569.A.PM	140IR.A.PM
1298.A.N	-	-	-

COMPLEMENTOS

COMPLEMENTS

RODABLOC REM (PARA EMBUTIR)

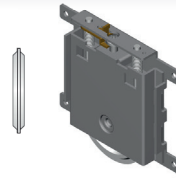
REM LOWER ROLLER



REF.	Descripción	Description
1755	Rodabloc RR (Rueda Quilla) Guía Inferior UGI, UGIP	RR Lower Rail For UGI, UGIP Lower Rail

RODABLOC RR QUILLA


RR LOWER ROLLER



REF.	Descripción	Description
177	Rodabloc RR (Rueda Quilla) Guía Inferior UGI, UGIP	RR Lower Rail For UGI, UGIP Lower Rail

RODABLOC RR ACANALADA

RR LOWER ROLLER



REF.	Descripción	Description
176	Rodabloc RR (Rueda Acanalada) Guía Inferior GIAE, UGIA	RR Lower Rail For GIAE, UGIA Lower Rail

RODABLOC REC QUILLA


REC LOWER ROLLER



REF.	Descripción	Description
1788	Rodabloc REC (Rueda Quilla) Guía Inferior GIO, GIEC, G170, G13P, UGI, UGIP	REC Lower Rail For GIO, GIEC, G170, G13P, UGI, UGIP Lower Rail

GUIADOR SUPERIOR (superficie)

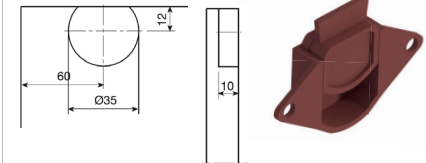
UPPER GUIDELINE (surface mounting)



REF.	Descripción	Description
175	Guiador para UGI, UGIP	UGI, UGIP Wideline

GUIADOR SUPERIOR (PARA EMBUTIR)

UPPER GUIDELINE RECESSED



REF.	Descripción	Description
1758	Guiador para UGI, UGIP	UGI, UGIP Wideline

CUÑA INFERIOR DE FRENO DOBLE PATILLA UGI, UGIP

UGI, UGIP BOTTOM STOPPER



REF.	Descripción	Description
1632	Freno para UGI, UGIP	UGI, UGIP Bottom stopper

CUÑA INFERIOR DE FRENO GIO, UGI, GI4F

GIO, UGI, GI4F BOTTOM STOPPER



REF.	Descripción	Description
1631	Freno para UGI, UGIP	UGI, UGIP Bottom stopper

TAPÓN FINAL GUÍA UGIP

UGIP END COVER



REF.	Descripción	Description
1639	Tapón UGIP	UGIP End cover

RUEDA INFERIOR AS

AS BOTTOM ROLLER



REF.	Descripción	Description
1752	Rueda para guía AS	AS Roller track

GUIADOR SUPERIOR AS

AS UPPER GUIDELINE



REF.	Descripción	Description
1753	Guiador superior guía AS	For AS Rail

SERIE 57

57 SERIE

SM / \$57 / \$70
\$80 / \$85 / \$90

57mm

ADINOR

GS57


GUÍA SUPERIOR GS57
GS57 UPPER RAIL

UGI

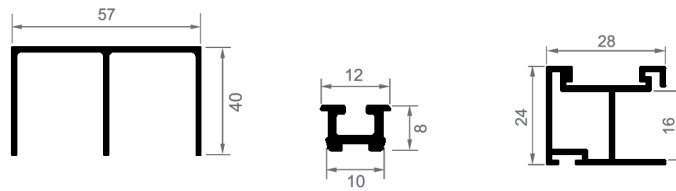
GUÍA INFERIOR UGI
UGI LOWER RAIL

IMD16mm

TIRADOR IMD 16mm
16mm IMD HANDLE PROFILE



6m. Condiciones especiales de envío
6m. Special shipping conditions

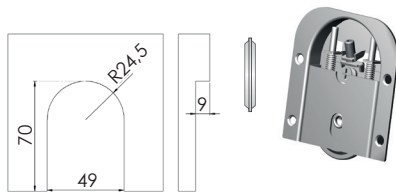


ACABADOS	FINISHINGS	Longitud / Length : 6 m.	Longitud / Length : 6 m.	Longitud / Length : 2,5 m.
ANODIZADOS	ANODIZED	REF.	REF.	REF.
Plata Mate	Natural Anodized	116.A.PM	134.A.PM	156.A.PM

COMPLEMENTOS COMPLEMENTS

RODABLOC REM (PARA EMBUTIR)


REM LOWER ROLLER



REF.	Descripción	Description
1755	Rodabloc RR (Rueda Quilla) Guía Inferior UGI, UGIP	RR Lower Rail For UGI, UGIP Lower Rail

CABALLETE METÁLICO CON COJINETE S57


S57 METALLIC UPPER ROLLER WITH BEARINGS



REF.
1565

AMORTIGUADOR DE CIERRE GS57 25 KG.

SELF-CLOSING SYSTEM UP TO 25 KG



REF.
160AMKITS57.25

AMORTIGUADOR DE CIERRE GS57 40KG.

SELF-CLOSING SYSTEM UP TO 40 KG



REF.
160AMKITS57.40

AMORTIGUADOR DE CIERRE GS57 60 KG.

SELF-CLOSING SYSTEM UP TO 60 KG



REF.
160AMKITS57.60

AMORTIGUADOR DE CIERRE GS57 80 KG.

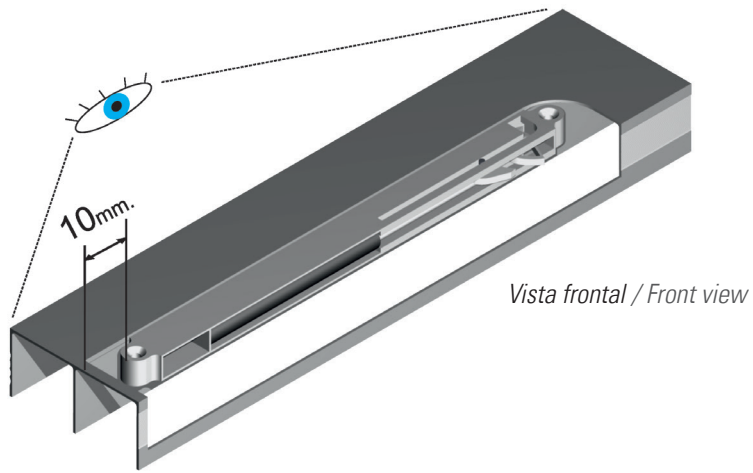
SELF-CLOSING SYSTEM UP TO 80 KG



REF.
160AMKITS57.80

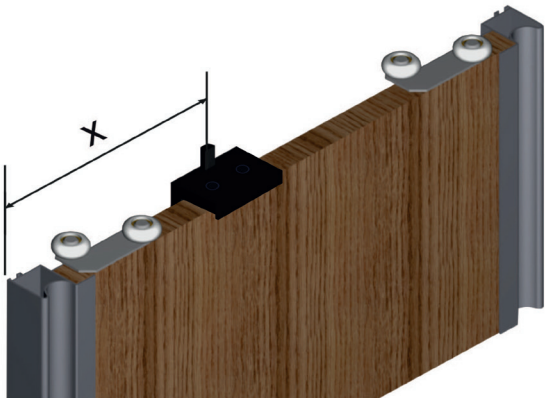
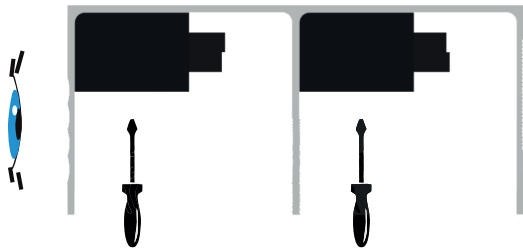
CROQUIS DE MONTAJE

ASSEMBLY INSTRUCTIONS

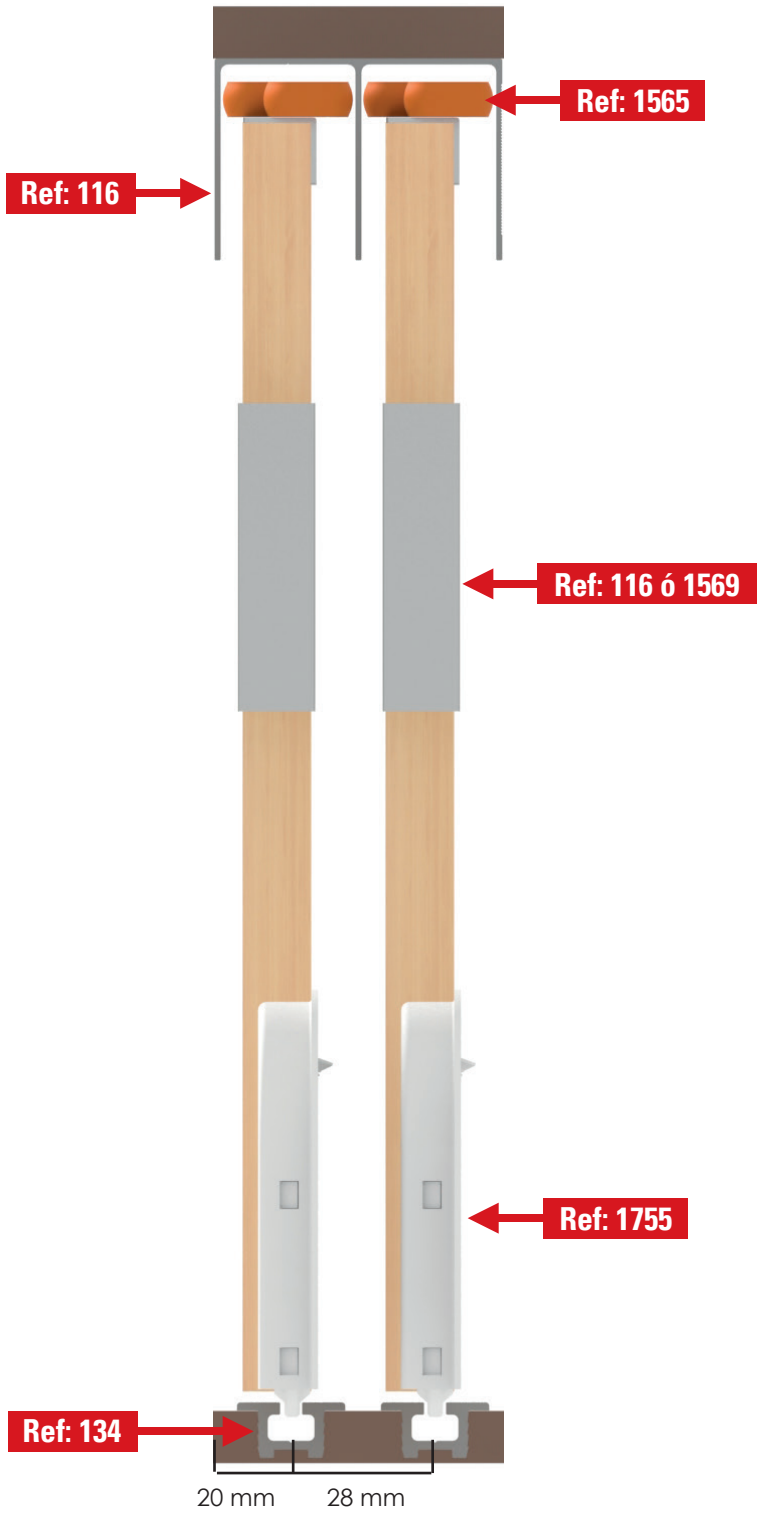


VISTA
FRONTAL

FRONT
VIEW



KG	X
25	155mm.
40	
60	235mm.
80	






57mm

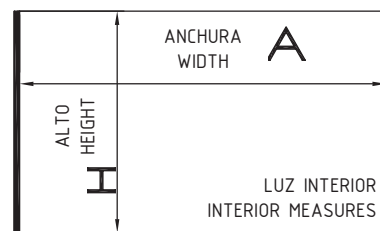
ADINOR

Para solape según dibujo esquema
Doors superposed according to drawing




ALTURA PUERTA / DOOR HEIGHT

		SIN AMORTIGUADOR WITHOUT SELF CLOSING SYSTEM	CON AMORTIGUADOR WITH SELF CLOSING SYSTEM
		GS57 	GS57 
UGI 		H - 24	H - 34



ANCHURA DEL TABLERO / BOARD WIDTH (C)

IMD 16mm.		
		
2 PUERTAS	2 BOARDS	$\frac{A - 36}{2}$
3 PUERTAS	3 BOARDS	$\frac{A - 40}{3}$
4 PUERTAS	4 BOARDS	$\frac{A - 72}{4}$

LONGITUD CORTE PERFIL H, U / H, U PROFILE HEIGHT

IMD 16mm.

C - 23

SERIE 70

70 SERIE

SM / \$57 / \$70
\$80 / \$85 / \$90



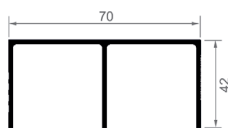

70mm

ADINOR

BAJO PEDIDO / UNDER REQUEST

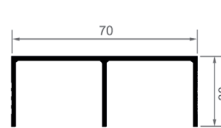

GSO

GUÍA SUPERIOR GSO
GSO UPPER RAIL



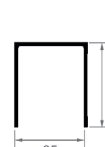

GSEC

GUÍA SUPERIOR GSEC
GSEC UPPER RAIL



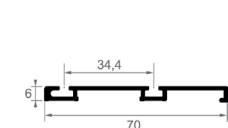
GSU

GUÍA SUPERIOR GSU
GSU UPPER RAIL



GI70

GUÍA INFERIOR GI70
GI70 LOWER RAIL

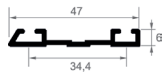


ACABADOS	FINISHINGS	Longitud / Length : 6 m.	Longitud / Length : 6 m.	Longitud / Length : 6 m.	Longitud / Length : 6 m.
LACADOS	COATED	REF.	REF.	REF.	REF.
Blanco Brillo RAL 9010	White RAL9010	112.L.B	114.L.B	115.L.B	139.L.B
Blanco Mate RAL 9010	Mat white RAL9010	112.L.BM	-	-	139.L.BM
Blanco Mate RAL 9003	Mat white RAL9003	112.L.BM03	-	-	139.L.BM03
Negro Mate	Mat black	112.L.NM	-	115.L.NM	139.L.NM
Antracita	Anthracite	112.L.ANT	-	-	139.L.ANT
Oro	Gold	112.L.O	-	-	139.L.O
ANODIZADOS	ANODIZED	REF.	REF.	REF.	REF.
Bronce Brillo Repulido	Bronce	112.A.BR	-	-	139.A.BR
Bronce Mate	Bronce Mat	-	-	-	-
Plata Brillo Repulido	Polished Silver	112.A.P	-	-	139.A.P
Plata Mate	Natural Anodized	112.A.PM	114.A.PM	115.A.PM	139.A.PM
Inox Brillo Repulido	Inox	112.A.X	-	-	139.A.X
MELAMINA	MELAMINE	REF.	REF.	REF.	REF.
Roble RO 444	Oak	112.M.RBRO	-	-	139.M.RBRO
Roble 562	Oak	112.M.RB562	-	-	139.M.RB562
Sapely D2517	Sapely	112.M.SPD	-	-	139.M.SPD
Cerezo Duero	Cherry Tree	112.M.CZD	-	-	139.M.CZD
Cerezo Tajo	Cherry Tree	112.M.CZT	-	-	139.M.CZT
Haya Blanca Almijara	Beech Tree	112.M.Y	-	-	139.M.Y
Haya Vapor. 428	Steam Beech	112.M.YV	-	-	139.M.YV
Wengue Congo	Wengue	112.M.W	-	-	139.M.W
Blanco Rebornizable	White	112.M.MR	-	-	139.M.MR
Nogal Montisa	Montisa Walnut	112.M.NG	-	-	139.M.NG
Textil Cancun	Textil Cancun	112.M.TXCANC	-	-	139.M.TXCANC
MADERA	NATURAL WOOD	REF.	REF.	REF.	REF.
Roble Francés	Oak	112.C.RB	-	-	139.C.RB
Sapely	Sapely	112.C.SP	-	-	139.C.SP
Cerezo	Cherry Tree	112.C.CZ	-	-	139.C.CZ
Pino	Pine	112.C.PN	-	-	139.C.PN
Haya Blanca	Beech Tree	112.C.Y	-	-	139.C.Y
Haya Vaporizada	Steam Beech	112.C.YV	-	-	139.C.YV
VINILO	VINYL	REF.	REF.	REF.	REF.
Blanco Sil	Blanco Sil	112.V.BS	-	-	139.V.BS
Blanco Perla Touch	Blanco Perla Touch	112.V.BP	-	-	139.V.BP
Blanco RAL 9003	Blanco RAL 9003	112.V.9003	-	-	139.V.9003
Halifax Natural	Natural Halifax	112.V.HN	-	-	139.V.HN
Halifax Tabaco	Halifax Tabaco	112.V.HT	-	-	139.V.HT
Halifax Blanco	White Halifax	112.V.HB	-	-	139.V.HB
Wengue Duero	Wengue Duero	112.V.W	-	-	139.V.W
Palo Rosa Touch	Palo Rosa Touch	112.V.PRT	-	-	139.V.PRT

6m. Condiciones especiales de envío
6m. Special shipping conditions

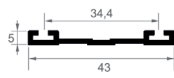
GIO

GUÍA INFERIOR GIO
GIO LOWER RAIL



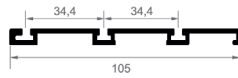
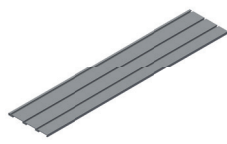
GIEC

GUÍA INFERIOR GIEC
GIEC LOWER RAIL



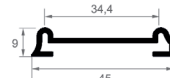

GI3P

GUÍA INFERIOR GI3P
GI3P LOWER RAIL



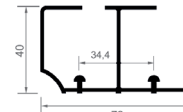

GI20

GUÍA INFERIOR GI20
GI20 LOWER RAIL



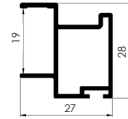

GICO

GUÍA INFERIOR GICO
GICO LOWER RAIL



RT19

TIRADOR DE HOJA RT19
RT19 HANDLE PROFILE



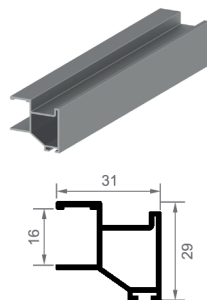
Longitud / Length : 6 m.	Longitud / Length : 6 m.	Longitud / Length : 6 m.	Longitud / Length : 6 m.	Longitud / Length : 6 m.	Longitud / Length : 2,7 m.
REF.	REF.	REF.	REF.	REF.	REF.
135.L.B	1301.L.B	123.L.B	136.L.B	138.L.B	1428.L.B
			-	-	-
			-	-	-
135.L.NM		123.L.NM	136.L.NM	-	1428.L.NM
135.L.ANT			-	-	-
-	-	-	136.L.O	-	-
REF.	REF.	REF.	REF.	REF.	REF.
-	-	-	136.A.BR	-	-
135.A.BRM	-	-	-	-	-
-	-	-	-	-	-
135.A.PM	1301.A.PM	123.A.PM	136.A.PM	138.A.PM	1428.A.PM
135.A.X	-	-	136.A.X	-	-
REF.	REF.	REF.	REF.	REF.	REF.
-	-	123.M.RBRO	-	138.M.RBRO	-
-	-	-	-	-	-
-	-	-	-	+ 138.M.SPD	-
-	-	-	-	+ 138.M.CZD	-
-	-	-	-	-	-
-	-	123.M.Y	-	+ 138.M.Y	-
-	-	123.M.YV	-	-	-
-	-	+ 123.M.W	-	-	-
-	-	123.M.MR	-	138.M.MR	-
-	-	-	-	-	-
REF.	REF.	REF.	REF.	REF.	REF.
-	-	123.C.RB	-	138.C.RB	-
-	-	-	-	138.C.SP	-
-	-	123.C.CZ	-	138.C.CZ	-
-	-	123.C.PN	-	138.C.PN	-
-	-	-	-	138.C.Y	-
-	-	123.C.YV	-	138.C.YV	-
REF.	REF.	REF.	REF.	REF.	REF.
-	-	-	-	-	-
-	-	-	-	-	-
-	-	-	-	-	-
-	-	-	-	-	-
-	-	-	-	-	-
-	-	-	-	-	-
-	-	-	-	-	-
-	-	-	-	-	-
-	-	-	-	-	-
-	-	-	-	-	-

70mm

ADINOR

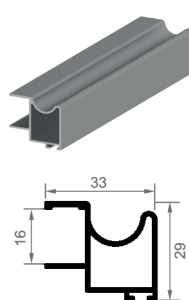
RT16mm.

TIRADOR DE HOJA RT
RT HANDLE PROFILE



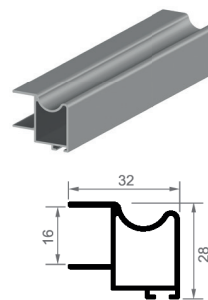
FO16mm.

TIRADOR DE HOJA FO
FO HANDLE PROFILE



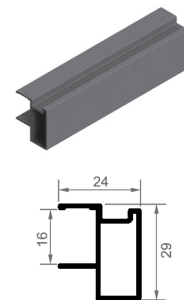
GT16mm.

TIRADOR DE HOJA GT
GT HANDLE PROFILE



AEC16mm.

TIRADOR DE HOJA AEC
AEC HANDLE PROFILE

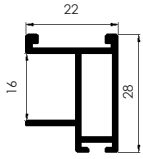



BAJO PEDIDO / UNDER REQUEST

ACABADOS	FINISHINGS	Longitud / Length : 2,7 m.	Longitud / Length : 2,7 m.	Longitud / Length : 2,7 m.	Longitud / Length : 2,5 m.
LACADOS	COATED	REF.	REF.	REF.	REF.
Blanco Brillo Ral 9010	White	+ 1463.L.B	+ 145.L.B	+ + 147.L.B	-
Blanco Mate Ral 9010	Mat White Ral 9010	1463.L.BM	145.L.BM	-	-
Blanco Mate Ral 9003	Mat White Ral 9003	1463.L.BM03	145.L.BM03	147.L.BM03	-
Negro Mate	Mat Black	1463.L.NM	145.L.NM	147.L.NM	-
Antracita	Anthracite	1463.L.ANT	145.L.ANT	-	-
Oro	Gold	1463.L.O	145.L.O	-	-
ANODIZADOS	ANODIZED	REF.	REF.	REF.	REF.
Bronce Brillo Repulido	Bronce	1463.A.BR	145.A.BR	-	-
Plata Brillo Repulido	Polished Silver	1463.A.P	-	-	-
Plata Mate	Natural Anodized	+ 1463.A.PM	+ 145.A.PM	+ + 147.A.PM	1461.A.PM
Inox Brillo Repulido	Inox	1463.A.X	145.A.X	-	-
MELAMINA	MELAMINE	REF.	REF.	REF.	REF.
Roble RO 444	Oak	+ 1463.M.RBRO	+ 145.M.RBRO	147.M.RBRO	-
Roble 562	Oak	1463.M.RB562	145.M.RB562	-	-
Sapely D2517	Sapely	1463.M.SPD	145.M.SPD	147.M.SPD	-
Cerezo Duero	Cherry Tree	1463.M.CZD	145.M.CZD	147.M.CZD	-
Cerezo Tajo	Cherry Tree	1463.M.CZT	145.M.CZT	147.M.CZT	-
Haya Blanca Almijara	Beech Tree	1463.M.Y	145.M.Y	147.M.Y	-
Haya Vapor. 428	Steam Beech	1463.M.YV	145.M.YV	147.M.YV	-
Wengue Congo	Wengue	1463.M.W	145.M.W	147.M.W	-
Blanco Rebornizable	White	+ 1463.M.MR	145.M.MR	147.M.MR	-
Nogal Montisa	Montisa Walnut	-	145.M.NG	-	-
Textil Cancun	Textil Cancun	1463.M.TXCANC	-	-	-
MADERA	NATURAL WOOD	REF.	REF.	REF.	REF.
Roble Francés	Oak	1463.C.RB	145.C.RB	147.C.RB	-
Sapely	Sapely	1463.C.SP	145.C.SP	147.C.SP	-
Cerezo	Cherry Tree	1463.C.CZ	145.C.CZ	147.C.CZ	-
Pino	Pine	1463.C.PN	145.C.PN	147.C.PN	-
Haya Blanca	Beech Tree	1463.C.Y	145.C.Y	147.C.Y	-
Haya Vaporizada	Steam Beech	1463.C.YV	145.C.YV	147.C.YV	-
VINILO	VINYL	REF.	REF.	REF.	REF.
Blanco Sil	Blanco Sil	1463.V.BS	-	-	-
Blanco Perla Touch	Blanco Perla Touch	1463.V.BP	-	-	-
Blanco RAL 9003	Blanco RAL 9003	1463.V.9003	-	-	-
Halifax Natural	Halifax Natural	1463.V.HN	-	-	-
Halifax Tabaco	Halifax Tabaco	1463.V.HT	-	-	-
Halifax Blanco	Halifax White	1463.V.HB	-	-	-
Wengue Duero	Wengue Duero	1463.V.W	-	-	-
Palo Rosa Touch	Palo Rosa Touch	1463.V.PRT	-	-	-

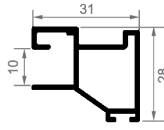

GA16mm.

TIRADOR DE HOJA GA
GA HANDLE PROFILE



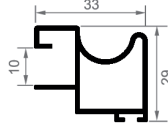

RT10mm.

TIRADOR DE HOJA RT
RT HANDLE PROFILE



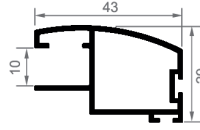

FO10mm.

TIRADOR DE HOJA FO
FO HANDLE PROFILE



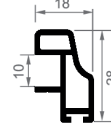
CRVO10mm.

TIRADOR DE HOJA CRVO
CRVO HANDLE PROFILE



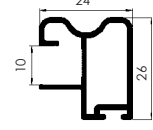

JP10mm.

TIRADOR DE HOJA JP
JP HANDLE PROFILE



HE10mm.

TIRADOR DE HOJA HE
HE HANDLE PROFILE



+ Longitud / Lenght: 2,5 m.

+ Longitud / Lenght: 2,5 m.

Longitud / Lenght : 2,7 m.	Longitud / Lenght : 2,7 m.	Longitud / Lenght : 2,7 m.	Longitud / Lenght : 2,6 m.	Longitud / Lenght : 2,5 m.	Longitud / Lenght : 2,6 m.
REF.	REF.	REF.	REF.	REF.	REF.
-	14631.L.B	1451.L.B	144.L.B	143.L.B	1479.L.B.26
-	-	-	-	-	-
-	-	-	-	-	-
-	14631.L.NM	1451.L.NM	-	-	-
-	-	-	-	-	-
-	14631.L.O	1451.L.O	-	-	-
REF.	REF.	REF.	REF.	REF.	REF.
-	14631.A.BR	1451.A.BR	-	-	-
-	-	-	-	143.A.P	-
146.A.PM	+ 14631.A.PM	+ 1451.A.PM	144.A.PM	143.A.PM	1479.A.PM.26
-	14631.A.X	1451.A.X	-	-	-
REF.	REF.	REF.	REF.	REF.	REF.
-	14631.M.RBRO	1451.M.RBRO	+ 144.M.RBRO	-	-
-	-	-	+ 144.M.RB562	-	-
-	14631.M.SPD	1451.M.SPD	+ 144.M.SPD	-	-
-	14631.M.CZD	1451.M.CZD	+ 144.M.CZD	-	-
-	14631.M.CZT	-	+ 144.M.CZT	-	-
-	14631.M.Y	1451.M.Y	+ 144.M.Y	-	-
-	14631.M.YV	1451.M.YV	+ 144.M.YV	-	-
-	14631.M.W	1451.M.W	+ 144.M.W	-	-
-	14631.M.MR	1451.M.MR	+ 144.M.MR	-	-
-	-	-	-	-	-
-	-	-	-	-	-
REF.	REF.	REF.	REF.	REF.	REF.
-	14631.C.RB	1451.C.RB	+ 144.C.RB	-	-
-	14631.C.SP	1451.C.SP	+ 144.C.SP	-	-
-	14631.C.CZ	1451.C.CZ	+ 144.C.CZ	-	-
-	14631.C.PN	1451.C.PN	+ 144.C.PN	-	-
-	14631.C.Y	1451.C.Y	+ 144.C.Y	-	-
-	14631.C.YV	1451.C.YV	+ 144.C.YV	-	-
REF.	REF.	REF.	REF.	REF.	REF.
-	14631.V.BS	-	-	-	-
-	14631.V.BP	-	-	-	-
-	14631.V.9003	-	-	-	-
-	14631.V.HN	-	-	-	-
-	14631.V.HT	-	-	-	-
-	14631.V.HB	-	-	-	-
-	14631.V.W	-	-	-	-
-	14631.V.PRT	-	-	-	-

70mm

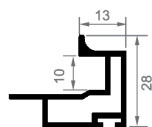
ADINOR

6m. Condiciones especiales de envío
6m. Special shipping conditions

BAJO PEDIDO / UNDER REQUEST

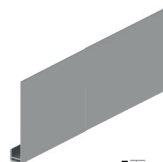
MINVH10mm

TIRADOR MINVH
MINVH HANDLE PROFILE



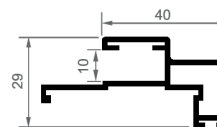

FALDÓN MIN10mm.

PERFIL FALDON SUP/INF
UPPER/LOWER
CONNECTION PROFILE



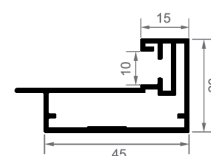
EX10mm.

TIRADOR HOJA EX
EX HANDLE PROFILE



VHBT10mm.

TIRADOR VHBT 10mm.
10mm. VHBT HANDLE PROFILE



ACABADOS	FINISHINGS	Longitud / Length : 2.7 m.	Longitud / Length : 6 m.	Longitud / Length : 2.7 m.	Longitud / Length : 2.6 m.
LACADOS	COATED	REF.	REF.	REF.	REF.
Blanco Brillo Ral 9010	White	C110.L.B	C210.L.B	1475.L.B	BT100.L.B
Blanco Mate Ral 9010	Mat White	-	C210.L.BM	-	-
Blanco Mate Ral 9003	Mat White	-	C210.L.BM03	-	-
Negro Mate	Mat Black	C110.L.NM	C210.L.NM	-	BT100.L.NM
Antracita	Anthracite	-	-	-	-
ANODIZADOS	ANODIZED	REF.	REF.	REF.	REF.
Bronce Brillo Repulido	Bronce	-	-	-	-
Plata Brillo Repulido	Polished Silver	C110.A.P	C210.A.P	-	BT100.A.P
Plata Mate	Natural Anodized	C110.A.PM	C210.A.PM	1475.A.PM	BT100.A.PM
Inox Brillo Repulido	Inox	-	-	-	-
MELAMINA	MELAMINE	REF.	REF.		
Roble A0562	Oak	C110.M.RB562	C210.M.RB562		
Roble RO 444	Oak	C110.M.RBRO	C210.M.RBRO		
Sapely D2517	Sapely	-	-		
Roble Luna	Oak	-	-		
Cerezo Duero	Cherry Tree	-	-		
Cerezo Tajo	Cherry Tree	-	-		
Haya Blanca Almijara	Beech Tree	-	-		
Haya Vapor. 428	Steam Beech	C110.M.YV	C210.M.YV		
Wengue Congo	Wengue	C110.M.W	C210.M.W		
Blanco Rebornizable	White	C110.M.MR	C210.M.MR		
MADERA	NATURAL WOOD	REF.	REF.		
Roble Francés	Oak	C110.C.RB	C210.C.RB		
Sapely	Sapely	C110.C.SP	C210.C.SP		
Cerezo	Cherry Tree	C110.C.CZ	C210.C.CZ		
Pino	Pine	C110.C.PN	C210.C.PN		
Haya Blanca	Beech Tree	C110.C.Y	C210.C.Y		
Haya Vaporizada	Steam Beech	C110.CYV	-		

ESCUADRA 42x42 PERFIL BT + 4 TORNILLOS


42X42 INNER CONNECTION ANGLE FOR BT + 4 SCREWS



REF.
BT300

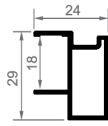

HBT10mm.

PERFIL H BT 10mm.
10mm. BT H PROFILE



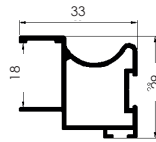

AEC18mm.

TIRADOR DE HOJA AEC
AEC HANDLE PROFILE



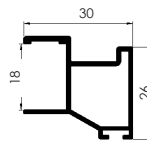

JO-18mm.

TIRADOR DE HOJA JO
JO HANDLE PROFILE



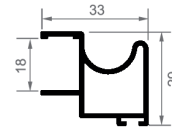

RT18mm.

TIRADOR DE HOJA RT
RT HANDLE PROFILE



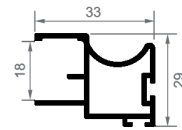

RO18mm.

TIRADOR DE HOJA RO
RO HANDLE PROFILE



RO18-10mm.

TIRADOR DE HOJA RO
RO HANDLE PROFILE



Longitud / Length : 6 m.	Longitud / Length : 2,7 m.	Longitud / Length : 2,7 m.	Longitud / Length : 2,7 m.	Longitud / Length : 2,7 m.	Longitud / Length : 2,7 m.
REF.	REF.	REF.	REF.	REF.	REF.
BT200.L.B	-	14035.L.B	-	1403.L.B	-
-	-	-	-	-	-
BT200.L.NM	-	-	1404.L.BM03	1403.L.BM03	-
-	-	-	1404.L.NM	1403.L.NM	-
-	-	-	1404.L.ANT	1403.L.ANT	-
REF.	REF.	REF.	REF.	REF.	REF.
-	-	-	1404.A.BR	1403.A.BR	-
BT200.A.P	-	-	-	-	-
BT200.A.PM	14018.A.PM	14035.A.PM	1404.A.PM	1403.A.PM	1408.A.PM
-	-	-	1404.A.X	1403.A.X	-
-	-	-	-	REF.	REF.
-	-	-	-	-	-
-	-	-	-	1403.M.RBRO	-
-	-	-	-	-	-
-	-	-	-	-	-
-	-	-	-	-	-
-	-	-	-	-	-
-	-	-	-	1403.M.W	-
-	-	-	-	-	-
-	-	-	-	REF.	REF.
-	-	-	-	1403.C.RB	-
-	-	-	-	-	-
-	-	-	-	-	-
-	-	-	-	-	-
-	-	-	-	-	-

ESCUADRA REMATE 42x5 PERFIL BT + 3 TORNILLOS

42X5 INNER CONNECTION ANGLE FOR BT + 3 SCREWS



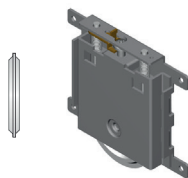
REF.
BT301

COMPLEMENTOS

COMPLEMENTS

RODABLOC RR QUILLA


RR LOWER ROLLER



REF.	Descripción	Description
177	Rodabloc RR (Rueda Quilla) Guía Inferior GIO, GIEC, GI70, GI3P, UGI, UGIP	RR Lower Rail For GIO, GIEC, GI70, GI3P, UGI, UGIP Lower Rail

RODABLOC RR QUILLA BLOQUEO FRONTAL

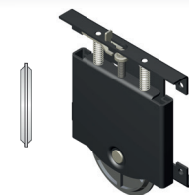
RR LOWER ROLLER WITH FRONT LOCK



REF.	Descripción	Description
171	Rodabloc RR Bloqueo (Quilla) Guía Inferior GIO, GIEC, GI70, GI3P, UGIP, GI50, GI80	Front lock RR Lower Rail For GIO, GIEC, GI70, GI3P, UGIP, GI50, GI80 Lower Rail

RODABLOC FR


FR LOWER ROLLER



REF.	Descripción	Description
174	Rodabloc FR (Rueda Quilla) Guía Inferior GIO, GIEC, GI70, GI3P, UGI, UGIP	FR Lower Rail For GIO, GIEC, GI70, GI3P, UGI, UGIP Lower Rail

CONJUNTO RUEDAS EX

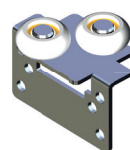
EX ROLLER SET



REF.
178

CABALLETE METÁLICO CON COJINETES Y GOMA


METALLIC UPPER ROLLER WITH BEARINGS



REF.	Descripción	Description
165M	CBSMG (Con Cojinetes)	CBSMG (With Bearings)

RODABLOC RR ACANALADA


RR LOWER ROLLER



REF.	Descripción	Description
176	Rodabloc RR (Rueda Acanalada) Guía Inferior GI20, UGIA	RR Lower Rail For GI20, UGIA Lower Rail

RODABLOC RDO


RDO LOWER ROLLER



REF.	Descripción	Description
173	Rodabloc RDO (Rueda Acanalada) Guía Inferior GICO	RDO Lower Rail For GICO, Lower Rail

RODABLOC REC QUILLA


REC LOWER ROLLER



REF.	Descripción	Description
1788	Rodabloc REC (Rueda Quilla) Guía Inferior GIO, GIEC, GI70, GI3P, UGI, UGIP	REC Lower Rail For GIO, GIEC, GI70, GI3P, UGI, UGIP Lower Rail

CABALLETE METÁLICO SIN COJINETES Y GOMA

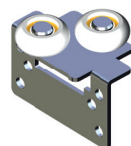
METALLIC UPPER ROLLER WITHOUT BEARINGS



REF.	Descripción	Description
1661	CBSMG (Sin Cojinetes)	CBSMG (Without Bearings)

CABALLETE METÁLICO CON COJINETES Y GOMA CSR10

CSR10 METALLIC UPPER ROLLER WITH BEARINGS




SOLO para tirador 18-19mm.
ONLY for 18-19mm. handle profile.

REF.	Descripción	Description
1655	CBR10 (Con Cojinetes)	CBSMG (With Bearings)

RODABLOC R10

R10 LOWER ROLLER




SOLO para tirador 18-19mm.
ONLY for 18-19mm. handle profile.

REF.	Descripción	Description
179	Rodabloc RR (Rueda Quilla) Guía Inferior GIO, GIEC, GI70, GI3P, UGI	RR Lower Rail For GIO, GIEC, GI70, GI3P, UGI Lower Rail

CABALLETE METÁLICO SIN COJINETES Y GOMA

METALLIC UPPER ROLLER WITHOUT BEARINGS



SOLO para tirador 18-19mm.
ONLY for 18-19mm. handle profile.

REF.	Descripción	Description
1662.SC.18	CBSMG (Sin Cojinetes)	CBSMG (Without Bearings)

ANTICABECEO - ANTIDESCARRILAMIENTO

DERAILMENT



REF.
182.S70

DESCÁRGATE LAS INSTRUCCIONES COMPLETAS EN:
www.adinor.info/instrucciones-de-montaje
(Video Sistema Anticabeceo)
DOWNLOAD THE COMPLETE ASSEMBLY INSTRUCTIONS

CUÑA INFERIOR DE FRENO GIO

GIO BOTTON STOPPER



REF.	Descripción	Description
1631	Guía Inferior GIO	GIO Lower Rail

CUÑA INFERIOR DE FRENO GI70-GIEC

GI70-GIEC BOTTON STOPPER

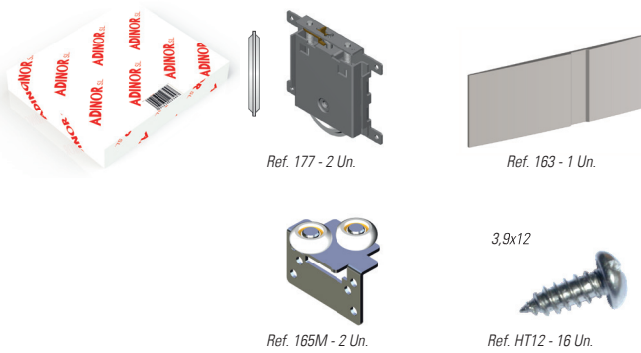


REF.	Descripción	Description
1633	Guía Inferior GI70-GIEC	GI70-GIEC Lower Rail

KIT DE HERRAJE ROLLER SET

KIT DE HERRAJE S70 - 16mm

S70 HARDWARE SET - 16mm



Ref. 177 - 2 Un.

Ref. 163 - 1 Un.

Ref. 165M - 2 Un.

3,9x12

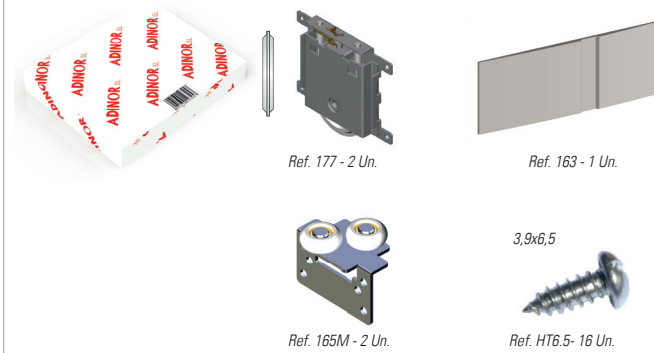
Ref. HT12 - 16 Un.

REF.

177.S70.KIT

KIT DE HERRAJE S70 - 10mm

S70 HARDWARE SET - 10mm



Ref. 177 - 2 Un.

Ref. 163 - 1 Un.

Ref. 165M - 2 Un.

3,9x6,5

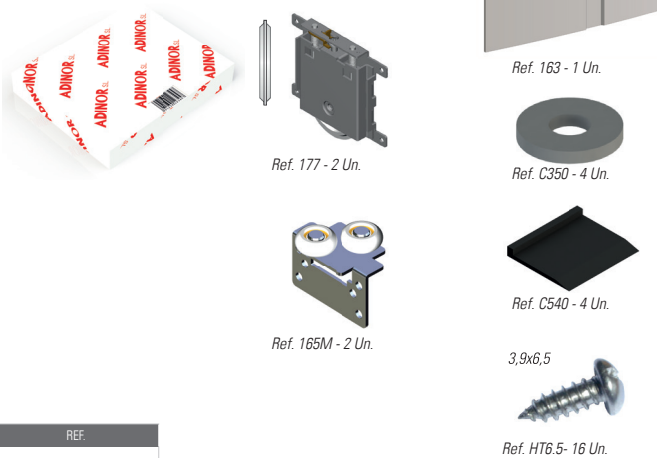
Ref. HT6.5 - 16 Un.

REF.

17710.S70.KIT

KIT DE HERRAJE S70 - Mini 10mm

S70 HARDWARE SET - Mini 10mm



Ref. 177 - 2 Un.

Ref. 163 - 1 Un.

Ref. C350 - 4 Un.

Ref. 165M - 2 Un.

Ref. C540 - 4 Un.

3,9x6,5

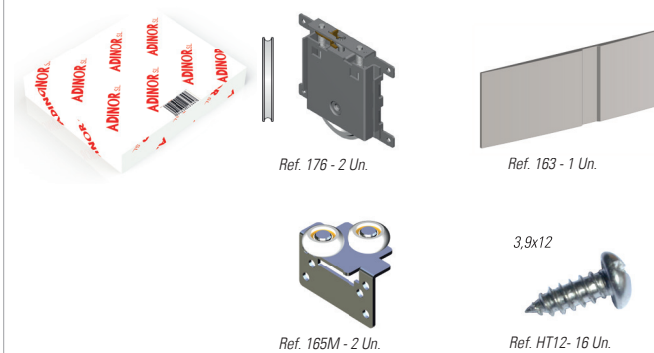
Ref. HT6.5 - 16 Un.

REF.

177M.S70.KIT

KIT DE HERRAJE S70 - 16mm

S70 HARDWARE SET - 16mm



Ref. 176 - 2 Un.

Ref. 163 - 1 Un.

Ref. 165M - 2 Un.

3,9x12

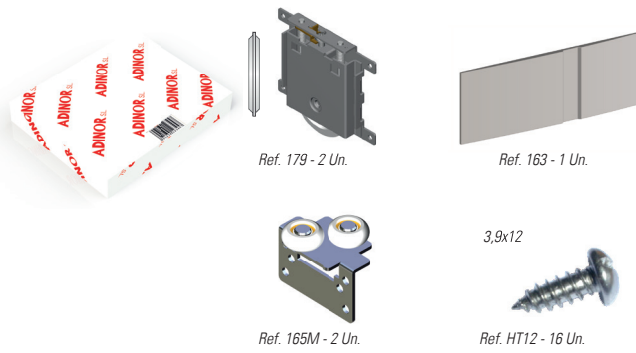
Ref. HT12 - 16 Un.

REF.

176.S70.KIT

KIT DE HERRAJE S70 - 18-19mm


S70 HARDWARE SET - 18-19mm



REF.
179.S70.KIT

KIT DE HERRAJE S70 - EX10mm

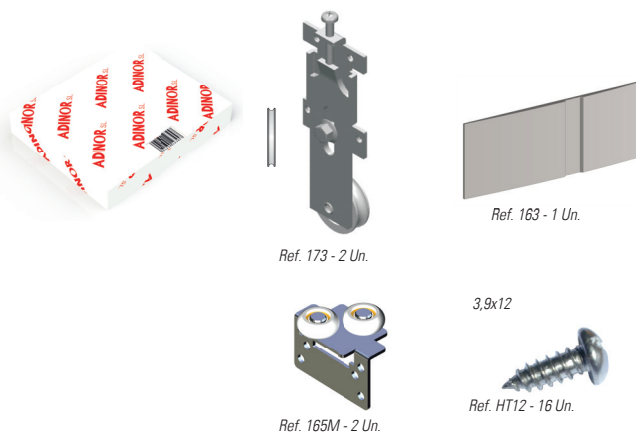
S70 HARDWARE SET - EX10mm



REF.
178.S70.KIT

KIT DE HERRAJE S70 - RDO


S70 HARDWARE SET - RDO



REF.
173.S70.KIT

KIT DE HERRAJE S70 - ECO 10-16mm

S70 HARDWARE SET - ECO 10-16mm



REF.
1788.S70.KIT

AMORTIGUADORES SOFT CLOSING SYSTEM

AMORTIGUADOR DE CIERRE GSO 15 KG.

SELF-CLOSING SYSTEM UP TO 15 KG



REF.
160AMORKIT15

x1

AMORTIGUADOR DE CIERRE GSO 25 KG.

SELF-CLOSING SYSTEM UP TO 25 KG



REF.
160AMORKIT25

x1

AMORTIGUADOR DE CIERRE GSO 40KG.

SELF-CLOSING SYSTEM UP TO 40 KG



REF.
160AMORKIT40

x1

AMORTIGUADOR DE CIERRE GSO 60 KG.
SELF-CLOSING SYSTEM UP TO 60 KG



REF.
160AMORTKIT60

x1

AMORTIGUADOR DE CIERRE GSO 80 KG.
SELF-CLOSING SYSTEM UP TO 80 KG



REF.
160AMORTKIT80

x1

AMORTIGUADOR DE CIERRE CENTRAL GSO
CENTRAL SELF-CLOSING SYSTEM



x1

REF.	Descripción	Description
160AMORKITC25	Amortiguador central 25 kg	Central Self Closing System 25 kg.
160AMORKITC	Amortiguador central 40 kg.	Central Self Closing System 40 kg.

AMORTIGUADORES FÁCIL MONTAJE (PATENTADO)
EASY ASSEMBLY SOFT CLOSING SYSTEM (PATENTED)

AMORTIGUADOR DE CIERRE IZQ.+DCH. GSO 15 KG. (sistema montaje rápido)
LEFT & RIGHT SELF-CLOSING SYSTEM UP TO 15KG. (EASY ASSEMBLY)



x2

REF.
160S70AMOKIT15

AMORTIGUADOR DE CIERRE IZQ.+DCH. GSO 25 KG. (sistema montaje rápido)
LEFT & RIGHT SELF-CLOSING SYSTEM UP TO 25KG. (EASY ASSEMBLY)



x2

REF.
160S70AMOKIT25

AMORTIGUADOR DE CIERRE IZQ.+DCH. GSO 40 KG. (sistema montaje rápido)
LEFT & RIGHT SELF-CLOSING SYSTEM UP TO 40KG. (EASY ASSEMBLY)



x2

REF.
160S70AMOKIT40

AMORTIGUADOR DE CIERRE IZQ.+DCH. GSO 60 KG. (sistema montaje rápido)
LEFT & RIGHT SELF-CLOSING SYSTEM UP TO 60KG. (EASY ASSEMBLY)



x2

REF.
160S70AMOKIT60

AMORTIGUADOR DE CIERRE IZQ.+DCH. GSO 80 KG. (sistema montaje rápido)
LEFT & RIGHT SELF-CLOSING SYSTEM UP TO 80KG. (EASY ASSEMBLY)



x2

REF.
160S70AMOKIT80

AMORTIGUADOR DE CIERRE IZQ.+DCH. GSO 100 KG. (sistema montaje rápido)
LEFT & RIGHT SELF-CLOSING SYSTEM UP TO 100KG. (EASY ASSEMBLY)



x2


REF.
160S70AMOKIT100

70mm MOLDURAS MOULDING

ADINOR

TAPETA_{70X11}

TAPETA DM
MDF FLAT ARCHITRAVE



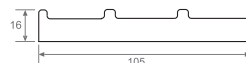
TAPETA_{150x8}

TAPETA DM
MDF FLAT ARCHITRAVE



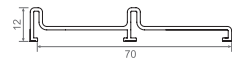
BATIENTE_{105x16}

BATIENTE DM
MDF DOOR STOP MOULDING



ALUMINIO BATIENTE_{70x12}

BATIENTE DE ALUMINIO
ALUMINIUM DOOR STOP
MOULDING




BAJO PEDIDO / UNDER REQUEST

ACABADOS	FINISHINGS	Longitud / Length : 2,75 m.	Longitud / Length : 3,66 m.	Longitud / Length : 2,8 m.	Longitud / Length : 2,75 m.
LACADOS	COATED	REF.	REF.	REF.	REF.
Blanco Brillo Ral 9010	White	-	-	-	480.L.B
Negro Mate	Mat Black	-	-	-	480.L.NM
Blanco Mate Ral 9010	Mat white	-	-	-	480.L.BM
Blanco Mate Ral 9003	Mat white	-	-	-	480.L.BM03
Antracita	Anthracite	-	-	-	480.L.ANT
Oro	Gold	-	-	-	480.L.O
ANODIZADOS	ANODIZED	REF.	REF.	REF.	REF.
Bronce Brillo Repulido	Bronce	-	-	-	480.A.BR
Plata Brillo Repulido	Polished Silver	-	-	-	480.A.P
Plata Mate	Natural Anodized	-	-	-	480.A.PM
Inox Brillo Repulido	Inox	-	-	-	480.A.X
MELAMINA	MELAMINE	REF.	REF.	REF.	REF.
Roble RO 444	Oak	432.M.RBRO	434.M.RBRO	485.M.RBRO	480.M.RBRO
Sapely D2517	Sapely	432.M.SPD	434.M.SPD	-	480.M.SPD
Cerezo Duero	Cherry Tree	432.M.CZD	434.M.CZD	-	480.M.CZD
Cerezo Tajo	Cherry Tree	432.M.CZT	-	-	480.M.CZT
Haya Blanca Almijara	Beech Tree	432.M.Y	434.M.Y	485.M.Y	480.M.Y
Haya Vapor. 428	Steam Beech	432.M.YV	434.M.YV	485.M.YV	480.M.YV
Wengue Congo	Wengue	432.M.W	434.M.W	485.M.W	480.M.W
Plata Mate	Natural Mat	432.M.PM	434.M.PM	485.M.PM	-
Blanco Rebornizable	White	432.M.MR	434.M.MR	485.M.MR	480.M.MR
Nogal Montisa	Montisa Walnut	432.M.NG	434.M.NG	-	480.M.NG
Textil Cancun	Textil Cancun	432.M.TXCANC	434.M.TXCANC	-	480.M.TXCANC
MADERA	NATURAL WOOD	REF.	REF.	REF.	REF.
Roble Francés	Oak	432.C.RB	434.C.RB	485.C.RB	480.C.RB
Sapely	Sapely	432.C.SP	434.C.SP	-	480.C.SP
Cerezo	Cherry Tree	432.C.CZ	434.C.CZ	485.C.CZ	480.C.CZ
Pino	Pine	432.C.PN	434.C.PN	485.C.PN	480.C.PN
Haya Blanca	Beech Tree	432.C.Y	434.C.Y	-	480.C.Y
Haya Vaporizada	Steam Beech	432.C.YV	434.C.YV	485.C.YV	480.C.YV
VINILO	VINYL	REF.	REF.	REF.	REF.
Blanco Sil	Blanco Sil	432.V.BS	434.V.BS	-	480.V.BS
Blanco Perla Touch	Blanco Perla Touch	432.V.BP	434.V.BP	-	480.V.BP
Blanco RAL 9003	Blanco RAL 9003	432.V.9003	434.V.9003	-	480.V.9003
Halifax Natural	Natural Halifax	432.V.HN	434.V.HN	-	480.V.HN
Halifax Tabaco	Tabaco Halifax	432.V.HT	434.V.HT	-	480.V.HT
Halifax Blanco	White Halifax	432.V.HB	434.V.HB	-	480.V.HB
Wengue Duero	Wengue Duero	432.V.W	434.V.W	-	480.V.W
Palo Rosa Touch	Palo Rosa Touch	432.V.PRT	434.V.PRT	-	480.V.PRT

INSTRUCCIONES DE MONTAJE

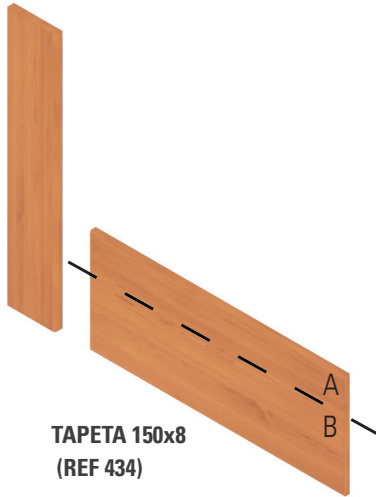
ASSEMBLY INSTRUCTIONS

BATIENTE 70x12
(REF 480)


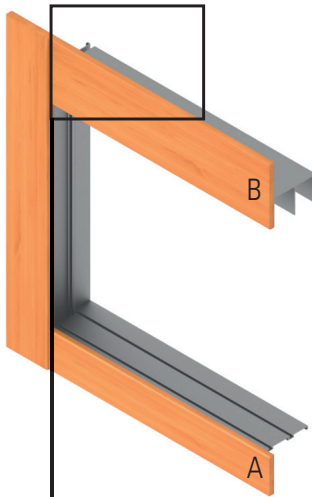


GI70 (REF 139)


TAPETA 70x11
(REF 432)



TAPETA 150x8
(REF 434)

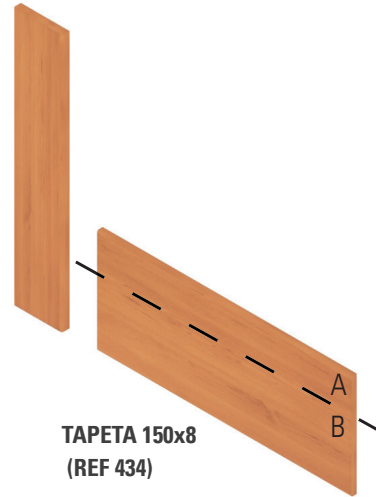


BATIENTE 105x16
(REF 485)




GI3P (REF 123)

TAPETA 70x11
(REF 432)



TAPETA 150x8
(REF 434)



GSO (REF 112)
+
GSU (REF 115)


70mm

KIT PUERTAS SLIDING DOOR KIT

ADINOR

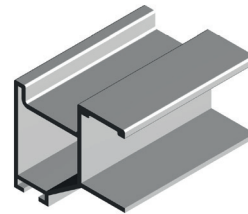
CONTENIDO DEL KIT KIT ELEMENTS

Rueda Inferior con Rodamiento
Lower Roller with Bearings



x2

Tirador de Hoja
Handle Profile




x2

Bolsa Cepillo
Brush Bag



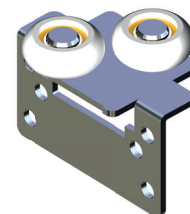
x1

Cuña de Freno
Upper Stopper




x1

Caballote metálico con goma y cojinetes
Metallic Upper Roller with Bearings




x2

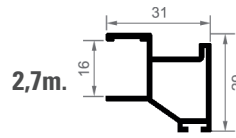

Perfil Embellecedor U
U Profile



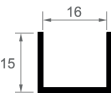
x1



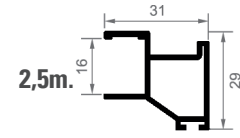

KIT
RT16mm.



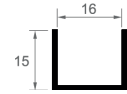
1,2m.



KIT
RT16mm.



1m.



RR QUILLA

Ref. 177
2 und



RR ACANALADA

Ref. 176
2 und




RDO ACANALADO

Ref. 173
2 und



RR QUILLA

Ref. 177
2 und



ACABADOS

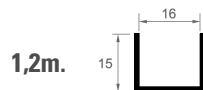
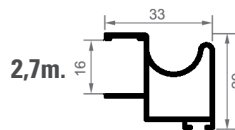

FINISHINGS

LACADOS	COATED	REF.	REF.	REF.	REF.
Blanco Brillo Ral 9010	White	945.B.L.B	945.C.L.B	945.D.L.B	945.B.L.B.25
Blanco Mate Ral 9003	Mat white	945.B.L.BM03	945.C.L.BM03	945.D.L.BM03	-
Blanco Mate Ral 9010	Mat white	945.B.L.BM	945.C.L.BM	945.D.L.BM	-
Negro Mate	Mat Black	945.B.L.NM	945.C.L.NM	945.D.L.NM	-
Antracita	Anthracite	945.B.L.ANT	945.C.L.ANT	945.D.L.ANT	-
Oro	Gold	945.B.L.O	945.C.L.O	945.D.L.O	-
ANODIZADOS	ANODIZED	REF.	REF.	REF.	REF.
Bronce Brillo Repulido	Bronce	945.B.A.BR	945.C.A.BR	945.D.A.BR	-
Plata Brillo Repulido	Polished Silver	945.B.A.P	945.C.A.P	945.D.A.P	-
Plata Mate	Natural Anodized	945.B.A.PM	945.C.A.PM	945.D.A.PM	945.B.A.PM.25
Inox Brillo Repulido	Inox	945.B.A.X	945.C.A.X	945.D.A.X	-
MELAMINA	MELAMINE	REF.	REF.	REF.	REF.
Roble RO 444	Oak	945.B.M.RBRO	945.C.M.RBRO	945.D.M.RBRO	945.B.M.RB.25
Roble A0562	Oak A0562	945.B.M.RB562	945.C.M.RB562	945.D.M.RB562	-
Sapely D2517	Sapely	945.B.M.SPD	945.C.M.SPD	945.D.M.SPD	-
Cerezo Duero	Cherry Tree	945.B.M.CZD	945.C.M.CZD	945.D.M.CZD	-
Cerezo Tajo	Cherry Tree	945.B.M.CZT	945.C.M.CZT	945.D.M.CZT	-
Haya Blanca Almijara	Beech Tree	945.B.M.Y	945.C.M.Y	945.D.M.Y	-
Haya Vapor. 428	Steam Beech	945.B.M.YV	945.C.M.YV	945.D.M.YV	-
Wengue Congo	Wengue	945.B.M.W	945.C.M.W	945.D.M.W	-
Blanco Rebornizable	White	945.B.M.MR	945.C.M.MR	945.D.M.MR	-
Textil Cancun	Textil Cancun	945.B.M.TXCANC	945.C.M.TXCANC	945.D.M.TXCANC	-
MADERA	NATURAL WOOD	REF.	REF.	REF.	REF.
Roble Francés	Oak	945.B.C.RB	945.C.C.RB	945.D.C.RB	-
Sapely	Sapely	945.B.C.SP	945.C.C.SP	945.D.C.SP	-
Cerezo	Cherry Tree	945.B.C.CZ	945.C.C.CZ	945.D.C.CZ	-
Pino	Pine	945.B.C.PN	945.C.C.PN	945.D.C.PN	-
Haya Blanca	Beech Tree	945.B.C.Y	945.C.C.Y	945.D.C.Y	-
Haya Vaporizada	Steam Beech	945.B.C.YV	945.C.C.YV	945.D.C.YV	-
VINILO	VINYL	REF.	REF.	REF.	REF.
Blanco Sil	Blanco Sil	945.B.V.BS	945.C.V.BS	945.D.V.BS	-
Blanco Perla Touch	Blanco Perla T.	945.B.V.BP	945.C.V.BP	945.D.V.BP	-
Blanco RAL 9003	Blanco RAL 9003	945.B.V.9003	945.C.V.9003	945.D.V.9003	-
Halifax Natural	Halifax Natural	945.B.V.HN	945.C.V.HN	945.D.V.HN	-
Halifax Tabaco	Halifax Tabaco	945.B.V.HT	945.C.V.HT	945.D.V.HT	-
Halifax Blanco	Halifax White	945.B.V.HB	945.C.V.HB	945.D.V.HB	-
Wengue Duero	Wengue Duero	945.B.V.W	945.C.V.W	945.D.V.W	-
Palo Rosa Touch	Palo Rosa T.	945.B.V.PRT	945.C.V.PRT	945.D.V.PRT	-

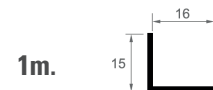
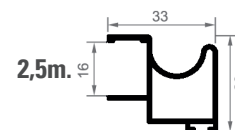

70mm KIT PUERTAS SLIDING DOOR KIT

ADINOR

**KIT
F016mm.**

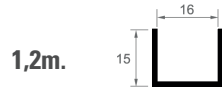
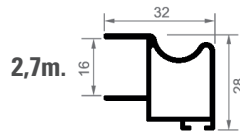



**KIT
F016mm.**



ACABADOS	FINISHINGS	RR QUILLA Ref. 177 2 und	RR ACANALADA Ref. 176 2 und	RDO ACANALADO Ref. 173 2 und	RR QUILLA Ref. 177 2 und
LACADOS	COATED	REF.	REF.	REF.	REF.
Blanco Brillo Ral 9010	White	940.B.L.B	940.C.L.B	940.D.L.B	940.B.L.B.25
Blanco Mate Ral 9010	Mat white	940.B.L.BM	940.C.L.BM	940.D.L.BM	-
Blanco Mate Ral 9003	Mat white	940.B.L.BM03	940.C.L.BM03	940.D.L.BM03	-
Negro Mate	Mat black	940.B.L.NM	940.C.L.NM	940.D.L.NM	-
Antracita	Anthracite	940.B.L.ANT	940.C.L.ANT	940.D.L.ANT	-
Oro	Gold	940.B.L.O	940.C.L.O	940.D.L.O	-
ANODIZADOS	ANODIZED	REF.	REF.	REF.	REF.
Bronce Brillo Repulido	Bronce	940.B.A.BR	940.C.A.BR	940.D.A.BR	-
Plata Mate	Natural Anodized	940.B.A.PM	940.C.A.PM	940.D.A.PM	940.B.A.PM.25
Inox Brillo Repulido	Inox	940.B.A.X	940.C.A.X	940.D.A.X	-
MELAMINA	MELAMINE	REF.	REF.	REF.	REF.
Roble RO 444	Oak	940.B.M.RBRO	940.C.M.RBRO	940.D.M.RBRO	940.B.M.RB.25
Roble 562	Oak	940.B.M.RB562	940.C.M.RB562	940.D.M.RB562	-
Sapely D2517	Sapely	940.B.M.SPD	940.C.M.SPD	940.D.M.SPD	-
Cerezo Duero	Cherry Tree	940.B.M.CZD	940.C.M.CZD	940.D.M.CZD	-
Cerezo Tajo	Cherry Tree	940.B.M.CZT	940.C.M.CZT	940.D.M.CZT	-
Haya Blanca Almijara	Beech Tree	940.B.M.Y	940.C.M.Y	940.D.M.Y	-
Haya Vapor. 428	Steam Beech	940.B.M.YV	940.C.M.YV	940.D.M.YV	-
Wengue Congo	Wengue	940.B.M.W	940.C.M.W	940.D.M.W	-
Blanco Rebornizable	White	940.B.M.MR	940.C.M.MR	940.D.M.MR	-
Nogal Montisa	Montisa Walnut	940.B.M.NT	940.C.M.NT	940.D.M.NT	-
MADERA	NATURAL WOOD	REF.	REF.	REF.	REF.
Roble Francés	Oak	940.B.C.RB	940.C.C.RB	940.D.C.RB	-
Sapely	Sapely	940.B.C.SP	940.C.C.SP	940.D.C.SP	-
Cerezo	Cherry Tree	940.B.C.CZ	940.C.C.CZ	940.D.C.CZ	-
Pino	Pine	940.B.C.PN	940.C.C.PN	940.D.C.PN	-
Haya Blanca	Beech Tree	940.B.C.Y	940.C.C.Y	940.D.C.Y	-
Haya Vaporizada	Steam Beech	940.B.C.YV	940.C.C.YV	940.D.C.YV	-

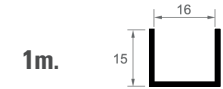
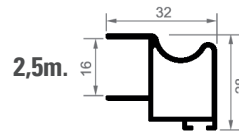

KIT
GT16mm.



2,7m.

1,2m.

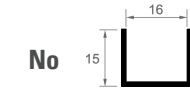
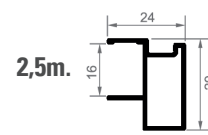

KIT
GT16mm.



2,5m.

1m.

KIT
AEC16mm.



2,5m.

No

RR QUILLA
Ref. 177
2 und



REF.

949.B.L.B

-

949.B.L.BM03

949.B.L.NM

-

-

REF.

949.B.A.PM

-

REF.

949.B.M.RBRO

-

949.B.M.SPD

949.B.M.CZD

949.B.M.CZT

949.B.M.Y

949.B.M.YV

949.B.M.W

949.B.M.MR

-

REF.

949.B.C.RB

949.B.C.SP


949.B.C.CZ

949.B.C.PN

949.B.C.Y

949.B.C.YV

RR
ACANALADA
Ref. 176
2 und



REF.

949.C.L.B

-

949.C.L.BM03

949.C.L.NM

-

-

REF.

949.C.A.PM

-

REF.

949.C.M.RBRO

-

949.C.M.SPD

949.C.M.CZD

949.C.M.CZT

949.C.M.Y

949.C.M.YV

949.C.M.W

949.C.M.MR

-

REF.

949.C.C.RB

949.C.C.SP

949.C.C.CZ

949.C.C.PN

949.C.C.Y

949.C.C.YV

RDO
ACANALADO
Ref. 173
2 und



REF.

949.D.L.B

-

-

-

-

-

REF.

949.D.A.PM

-

REF.

949.D.M.RBRO

-

949.D.M.SPD

949.D.M.CZD

949.D.M.CZT

949.D.M.Y

949.D.M.YV

949.D.M.W

949.D.M.MR

-

REF.

949.D.C.RB

949.D.C.SP


949.D.C.CZ

949.D.C.PN

949.D.C.Y

949.D.C.YV

RR QUILLA
Ref. 177
2 und



REF.

949.B.L.B.25

-

-

-

-

-

REF.

949.B.A.PM.25

-

REF.

-

-

-

-

-

-

-

-

-

-

REF.

-

-


-

-

-

-

RR QUILLA
Ref. 177
2 und



REF.

-

-

-

-

-

-

REF.

9475.B.A.PM

-

REF.

-

-

-

-

-

-

-

-

-

-

REF.

-

-

-

-

-

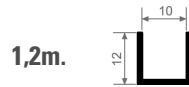
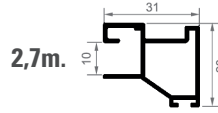

-

70mm

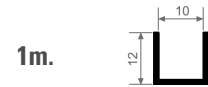
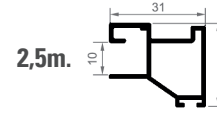

KIT PUERTAS SLIDING DOOR KIT

ADINOR

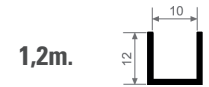
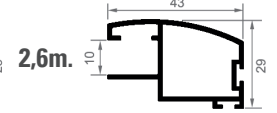

KIT
RT10mm.



KIT
RT10mm.



KIT
CRVO10mm.



+ BAJO PEDIDO / UNDER REQUEST


ACABADOS

FINISHINGS

LACADOS	COATED	REF.	REF.	REF.	REF.
Blanco Brillo Ral 9010	White	9451.B.L.B	9451.C.L.B	-	942.B.L.B
Negro Mate	Mat Black	9451.B.L.NM	9451.C.L.NM	-	-
Oro	Gold	9451.B.L.O	9451.C.L.O	-	-
ANODIZADOS	ANODIZED	REF.	REF.	REF.	REF.
Bronce Brillo Repulido	Bronce	9451.B.A.BR	9451.C.A.BR	-	-
Plata Brillo Repulido	Polished Silver	-	-	-	-
Plata Mate	Natural Anodized	9451.B.A.PM	9451.C.A.PM	9451.B.A.PM25	942.B.A.PM
Inox Brillo Repulido	Inox	9451.B.A.X	9451.C.A.X	-	-
MELAMINA	MELAMINE	REF.	REF.	REF.	REF.
Roble RO 444	Oak	9451.B.M.RBRO	9451.C.M.RBRO	-	942.B.M.RBRO
Roble 562	Oak	-	-	-	+ 942.B.M.RB562
Sapely D2517	Sapely	9451.B.M.SPD	9451.C.M.SPD	-	+ 942.B.M.SPD
Cerezo Duero	Cherry Tree	9451.B.M.CZD	9451.C.M.CZD	-	+ 942.B.M.CZD
Cerezo Tajo	Cherry Tree	9451.B.M.CZT	9451.B.M.CZT	-	+ -
Haya Blanca Almijara	Beech Tree	9451.B.M.Y	9451.C.M.Y	-	942.B.M.Y
Haya Vapor. 428	Steam Beech	9451.B.M.YV	9451.C.M.YV	-	+ 942.B.M.YV
Wengue Congo	Wengue	9451.B.M.W	9451.C.M.W	-	+ 942.B.M.W
Blanco Rebornizable	White	9451.B.M.MR	9451.C.M.MR	-	+ 942.B.M.MR
MADERA	NATURAL WOOD	REF.	REF.	REF.	+ REF.
Roble Francés	Oak	9451.B.C.RB	9451.C.C.RB	-	942.B.C.RB
Sapely	Sapely	9451.B.C.SP	9451.C.C.SP	-	+ 942.B.C.SP
Cerezo	Cherry Tree	9451.B.C.CZ	9451.C.C.CZ	-	+ 942.B.C.CZ
Pino	Pine	9451.B.C.PN	9451.C.C.PN	-	+ 942.B.C.PN
Haya Blanca	Beech Tree	9451.B.C.Y	9451.C.C.Y	-	+ 942.B.C.Y
Haya Vaporizada	Steam Beech	9451.B.C.YV	9451.C.C.YV	-	+ 942.B.C.YV
VINILO	VINYL	REF.	REF.	REF.	+ REF.
Blanco Sil	Blanco Sil	9451.B.V.BS	9451.C.V.BS	-	-
Blanco Perla Touch	Blanco Perla T.	9451.B.V.BP	9451.C.V.BP	-	-
Blanco RAL 9003	Blanco RAL 9003	9451.B.V.9003	9451.C.V.9003	-	-
Halifax Natural	Natural Halifax	9451.B.V.HN	9451.C.V.HN	-	-
Halifax Tabaco	Tabaco Halifax	9451.B.V.HT	9451.C.V.HT	-	-
Halifax Blanco	White Halifax	9451.B.V.HB	9451.C.V.HB	-	-
Wengue Duero	Wengue Duero	9451.B.V.W	9451.C.V.W	-	-
Palo Rosa Touch	Palo Rosa T.	9451.B.V.PRT	9451.C.V.PRT	-	-

RR QUILLA

Ref. 177
2 und



RR ACANALADA

Ref. 176
2 und



RR QUILLA

Ref. 177
2 und

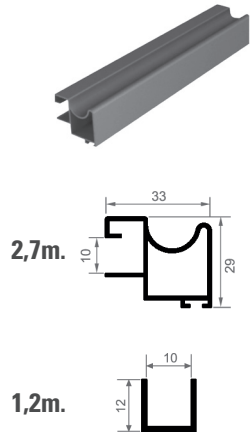


RR QUILLA

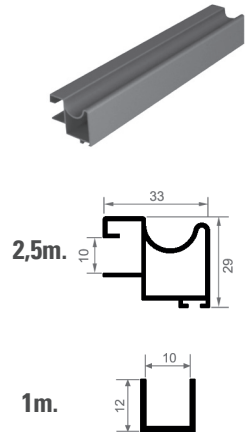
Ref. 177
2 und



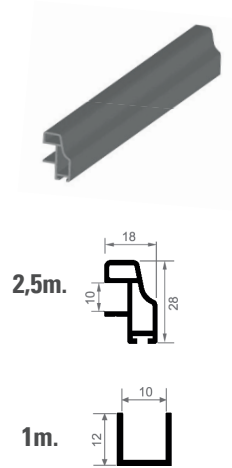
KIT
F010mm.



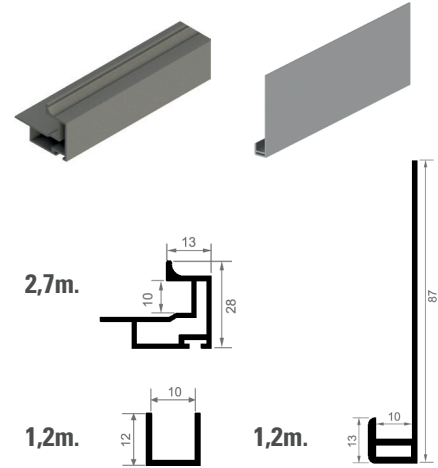
KIT
F010mm.



KIT
JP10mm.



KIT
MIN10mm.




RR QUILLA
Ref. 177
2 und



RR
ACANALADA
Ref. 176
2 und



RR QUILLA
Ref. 177
2 und



RR QUILLA
Ref. 177
2 und



RR QUILLA
Ref. 177
2 und



REF.	REF.	REF.	REF.
943.B.L.B	943.C.L.B	943.B.L.B.25	941.B.L.B
943.B.L.NM	943.C.L.NM	-	-
943.B.L.O	943.C.L.O	-	-
REF.	REF.	REF.	REF.
943.B.A.BR	943.C.A.BR	-	-
-	-	-	941.B.A.P
943.B.A.PM	943.C.A.PM	943.B.A.PM25	941.B.A.PM
943.B.A.X	943.C.A.X	-	-
REF.	REF.	REF.	REF.
943.B.M.RBRO	943.C.M.RBRO	-	-
-	-	-	-
943.B.M.SP	943.C.M.SP	-	-
943.B.M.CZ	943.C.M.CZ	-	-
+	+	-	-
943.B.M.Y	943.C.M.Y	-	-
943.B.M.YV	943.C.M.YV	-	-
943.B.M.W	943.C.M.W	-	-
943.B.M.MR	943.C.M.MR	-	-
REF.	REF.	REF.	REF.
943.B.C.RB	943.C.C.RB	-	-
943.B.C.SP	943.C.C.SP	-	-
943.B.C.CZ	943.C.C.CZ	-	-
943.B.C.PN	943.C.C.PN	-	-
943.B.C.Y	943.C.C.Y	-	-
943.B.C.YV	943.C.C.YV	-	-

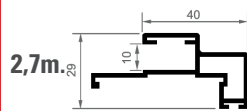

REF.
947.B.L.B
947.B.L.NM
-
REF.
-
947.B.A.P
947.B.A.PM
-
REF.
947.B.M.RBRO
947.B.M.RB562
-
-
-
-
947.B.M.YV
947.B.M.W
947.B.M.MR
REF.
947.B.C.RB
947.B.C.SP
947.B.C.CZ
947.B.C.PN
947.B.C.Y
-

70mm

KIT PUERTAS SLIDING DOOR KIT

ADINOR

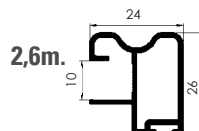

KIT
EX10mm.



2,7m.



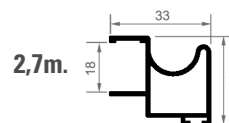
KIT
HE10mm.



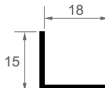
2,6m.



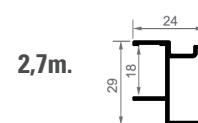

KIT
R018mm.



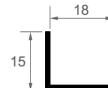
2,7m.



KIT
AEC18mm.



2,7m.



+ BAJO PEDIDO / UNDER REQUEST





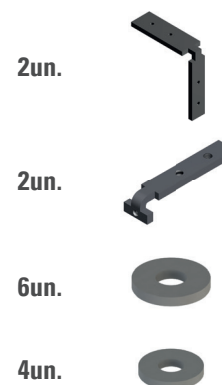
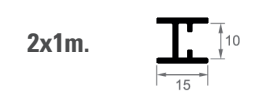
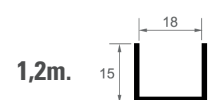
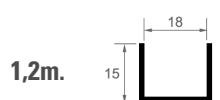
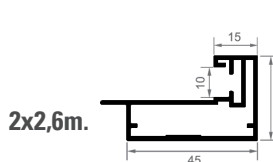
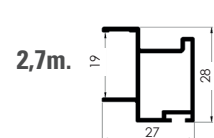
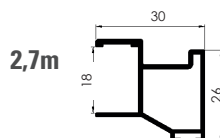
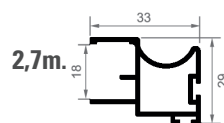




ACABADOS	FINISHINGS	EX Ref. 178 2 und	RR QUILLA Ref. 177 2 und	R10 Ref. 179 2 und	R10 Ref. 179 2 und
LACADOS	COATED	REF.	REF.	REF.	REF.
Blanco Brillo Ral 9010	White	9497.B.L.B	9438.B.L.B	9481.B.L.B	-
Blanco Mate 9003	Mat White Ral9003	-	-	9481.B.L.BM03	-
Negro Mate	Mat black	-	-	9481.B.L.NM	-
Antracita	Anthracite	-	-	9481.B.L.ANT	-
ANODIZADOS	ANODIZED	REF.	REF.	REF.	REF.
Bronce Brillo Repulido	Bronce	-	-	9481.B.A.BR	-
Plata Brillo Repulido	Polished Silver	-	-	-	-
Plata Mate	Natural Anodized	9497.B.A.PM	9438.B.A.PM	9481.B.A.PM	9478.B.A.PM
Inox Brillo Repulido	Inox	-	-	9481.B.A.X	-
MELAMINA	MELAMINE	REF.	REF.	REF.	REF.
Roble RO 444	Oak	-	-	9481.B.M.RBRO	-
Sapely D2517	Sapely	-	-	-	-
Cerezo Duero	Cherry Tree	+ 9497.B.M.CZD	-	-	-
Cerezo Tajo	Cherry Tree	+ 9497.B.M.CZT	-	-	-
Haya Blanca Almijara	Beech Tree	+ 9497.B.M.Y	-	-	-
Haya Vapor. 428	Steam Beech	-	-	-	-
Wengue Congo	Wengue	+ 9497.B.M.W	-	-	-
Blanco Rebornizable	White	+ 9497.B.M.MR	-	-	-
MADERA	NATURAL WOOD	REF.	REF.	REF.	REF.
Roble Francés	Oak	+ 9497.B.C.RB	-	9481.B.C.RB	-
Sapely	Sapely	+ 9497.B.C.SP	-	-	-
Cerezo	Cherry Tree	+ 9497.B.C.CZ	-	-	-
Pino	Pine	+ 9497.B.C.PN	-	-	-
Haya Blanca	Beech Tree	+ 9497.B.C.Y	-	-	-
Haya Vaporizada	Steam Beech	+ 9497.B.C.YV	-	-	-

KIT
R018-10mm.

KIT
RT18mm.

KIT
RT19mm.

KIT
BT10mm.

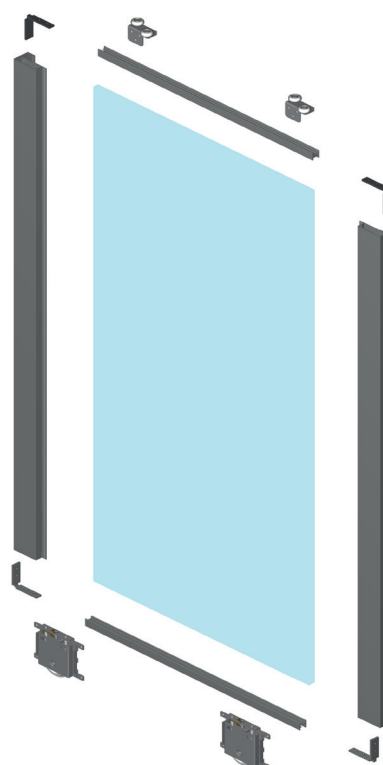


REF.
-
-
-
-
-
REF.
-
-
9489.B.A.PM
-

REF.
-
9404.B.L.BM03
9404.B.L.NM
9404.B.L.ANT
REF.
9404.B.A.BR
-
9404.B.A.PM
9404.B.A.X

REF.
9428.B.L.B
-
9428.B.L.NM
-
REF.
-
-
9428.B.A.PM
-

REF.
BTK.B.L.B
-
BTK.B.L.NM
-
REF.
-
BTK.B.A.P
BTK.B.A.PM
-


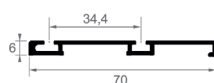
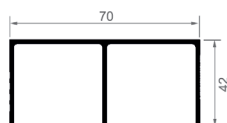


70mm KIT GUÍAS TRACKS KIT

ADINOR

GSO-GI70


KIT GUÍA
TRACKS KIT



Ref. 112



Ref. 139

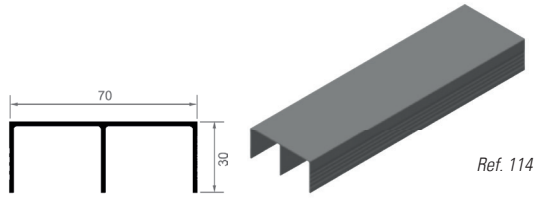


Ref. 196

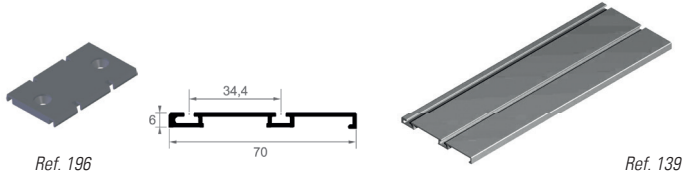
ACABADOS	FINISHINGS	1,5 m.	2 m.	3 m.	4 m.
LACADOS	COATED	REF.	REF.	REF.	REF.
Blanco Brillo Ral 9010	White	980.L.B.1.5	980.L.B.2	980.L.B.3	980.L.B.4
Blanco Mate Ral 9010	Mat white	980.L.BM.1.5	980.L.BM.2	980.L.BM.3	980.L.BM.4
Blanco Mate Ral 9003	Mat white	980.L.BM03.1.5	980.L.BM03.2	980.L.BM03.3	980.L.BM03.4
Negro Mate	Mat black	980.L.NM.1.5	980.L.NM.2	980.L.NM.3	980.L.NM.4
Antracita	Anthracite	980.L.ANT.1.5	980.L.ANT.2	980.L.ANT.3	980.L.ANT.4
Oro	Gold	980.L.O.1.5	980.L.O.2	980.L.O.3	980.L.O.4
ANODIZADOS	ANODIZED	REF.	REF.	REF.	REF.
Bronce Brillo Repulido	Bronce	980.A.BR.1.5	980.A.BR.2	980.A.BR.3	980.A.BR.4
Plata Brillo Repulido	Polished Silver	980.A.P.1.5	980.A.P.2	980.A.P.3	980.A.P.4
Plata Mate	Natural Anodized	980.A.PM.1.5	980.A.PM.2	980.A.PM.3	980.A.PM.4
Inox Brillo Repulido	Inox	980.A.X.1.5	980.A.X.2	980.A.X.3	980.A.X.4
MELAMINA	MELAMINE	REF.	REF.	REF.	REF.
Roble RO 444	Oak	980.M.RBRO.1.5	980.M.RBRO.2	980.M.RBRO.3	980.M.RBRO.4
Roble A0562	Oak A0562	980.M.RB562.1.5	980.M.RB562.2	980.M.RB562.3	980.M.RB562.4
Sapely D2517	Sapely	980.M.SPD.1.5	980.M.SPD.2	980.M.SPD.3	980.M.SPD.4
Cerezo Duero	Cherry Tree	980.M.CZD.1.5	980.M.CZD.2	980.M.CZD.3	980.M.CZD.4
Cerezo Tajo	Cherry Tree	980.M.CZT.1.5	980.M.CZT.2	980.M.CZT.3	980.M.CZT.4
Haya Blanca Almijara	Beech Tree	980.M.Y.1.5	980.M.Y.2	980.M.Y.3	980.M.Y.4
Haya Vapor. 428	Steam Beech	980.M.YV.1.5	980.M.YV.2	980.M.YV.3	980.M.YV.4
Wengue Congo	Wengue	980.M.W.1.5	980.M.W.2	980.M.W.3	980.M.W.4
Blanco Rebornizable	White	980.M.MR.1.5	980.M.MR.2	980.M.MR.3	980.M.MR.4
Nogal Montisa	Montisa Walnut	980.M.NG.1.5	980.M.NG.2	980.M.NG.3	980.M.NG.4
Textil Cancun	Textil Cancun	980.M.TXCANC.15	980.M.TXCANC.2	980.M.TXCANC.3	980.M.TXCANC.4
MADERA	NATURAL WOOD	REF.	REF.	REF.	REF.
Roble Francés	Oak	980.C.RB.1.5	980.C.RB.2	980.C.RB.3	980.C.RB.4
Sapely	Sapely	980.C.SP.1.5	980.C.SP.2	980.C.SP.3	980.C.SP.4
Cerezo	Cherry Tree	980.C.CZ.1.5	980.C.CZ.2	980.C.CZ.3	980.C.CZ.4
Pino	Pine	980.C.PN.1.5	980.C.PN.2	980.C.PN.3	980.C.PN.4
Haya Blanca	Beech Tree	980.C.Y.1.5	980.C.Y.2	980.C.Y.3	980.C.Y.4
Haya Vaporizada	Steam Beech	980.C.YV.1.5	980.C.YV.2	980.C.YV.3	980.C.YV.4
VINILO	VINYL	REF.	REF.	REF.	REF.
Blanco Sil	Blanco Sil	980.V.BS.1.5	980.V.BS.2	980.V.BS.3	980.V.BS.4
Blanco Perla Touch	Blanco Perla T.	980.V.BP.1.5	980.V.BP.2	980.V.BP.3	980.V.BP.4
Blanco RAL 9003	Blanco RAL 9003	980.V.9003.15	980.V.9003.2	980.V.9003.3	980.V.9003.4
Halifax Natural	Natural Halifax	980.V.HN.1.5	980.V.HN.2	980.V.HN.3	980.V.HN.4
Halifax Tabaco	Tabaco Halifax	980.V.HT.1.5	980.V.HT.2	980.V.HT.3	980.V.HT.4
Halifax Blanco	White Halifax	980.V.HB.1.5	980.V.HB.2	980.V.HB.3	980.V.HB.4
Wengue Duero	Wengue Duero	980.V.W.1.5	980.V.W.2	980.V.W.3	980.V.W.4
Palo Rosa Touch	Palo Rosa T.	980.V.PRT.1.5	980.V.PRT.2	980.V.PRT.3	980.V.PRT.4

GSEC-GI70

KIT GUÍA
TRACKS KIT



Ref. 114



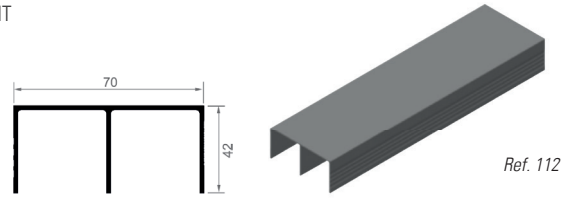
Ref. 196

Ref. 139


2 m.	3 m.	4 m.
REF.	REF.	REF.
985.L.B.2	985.L.B.3	985.L.B.4
-	-	-
-	-	-
-	-	-
REF.	REF.	REF.
-	-	-
-	-	-
985.A.PM.2	985.A.PM.3	985.A.PM.4
-	-	-
REF.	REF.	REF.
-	-	-
-	-	-
-	-	-
-	-	-
-	-	-
-	-	-
-	-	-
-	-	-
-	-	-
REF.	REF.	REF.
-	-	-
-	-	-
-	-	-
-	-	-
-	-	-
-	-	-
-	-	-
-	-	-

GSO-GIO

KIT GUÍA
TRACKS KIT



Ref. 112



Ref. 135

2 m.	3 m.	4 m.
REF.	REF.	REF.
950.L.B.2	950.L.B.3	950.L.B.4
-	-	-
-	-	-
950.L.NM.2	950.L.NM.3	950.L.NM.4
950.L.ANT.2	950.L.ANT.3	950.L.ANT.4
-	-	-
REF.	REF.	REF.
950.A.BR.2	950.A.BR.3	950.A.BR.4
-	-	-
950.A.PM.2	950.A.PM.3	950.A.PM.4
950.A.X.2	950.A.X.3	950.A.X.4
REF.	REF.	REF.
950.M.RBRO.2	950.M.RBRO.3	950.M.RBRO.4
-	-	-
950.M.SPD.2	950.M.SPD.3	950.M.SPD.4
950.M.CZD.2	950.M.CZD.3	950.M.CZD.4
950.M.CZT.2	950.M.CZT.3	950.M.CZT.4
950.M.Y.2	950.M.Y.3	950.M.Y.4
950.M.YV.2	950.M.YV.3	950.M.YV.4
950.M.W.2	950.M.W.3	950.M.W.4
950.M.MR.2	950.M.MR.3	950.M.MR.4
-	-	-
-	-	-
REF.	REF.	REF.
950.C.RB.2	950.C.RB.3	950.C.RB.4
950.C.SP.2	950.C.SP.3	950.C.SP.4
950.C.CZ.2	950.C.CZ.3	950.C.CZ.4
950.C.PN.2	950.C.PN.3	950.C.PN.4
950.C.Y.2	950.C.Y.3	950.C.Y.4
950.C.YV.2	950.C.YV.3	950.C.YV.4

70mm


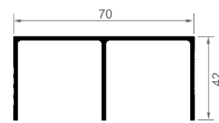
KIT GUÍAS

TRACKS KIT


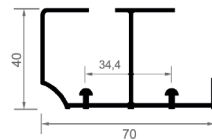
ADINOR

GSO-GICO

KIT GUÍA
TRACKS KIT



Ref. 112



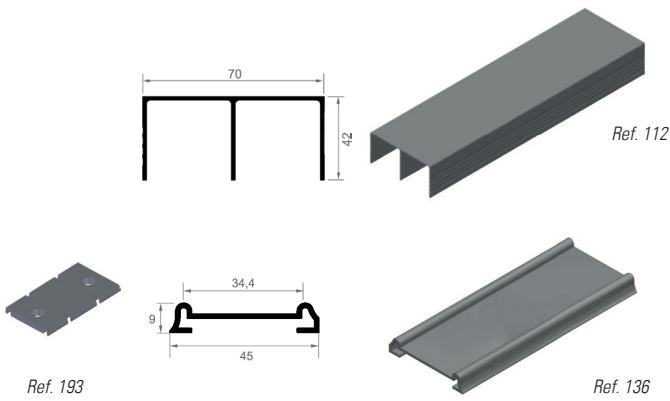
Ref. 138

+ BAJO PEDIDO / UNDER REQUEST

ACABADOS	FINISHINGS	2 m.	3 m.	4 m.
LACADOS	COATED	REF.	REF.	REF.
Blanco Brillo Ral 9010	White	970.L.B.2	970.L.B.3	970.L.B.4
Negro Mate	Mat Black	-	-	-
Oro	Gold	-	-	-
ANODIZADOS	ANODIZED	REF.	REF.	REF.
Bronce Brillo Repulido	Bronce	-	-	-
Plata Mate	Natural Anodized	970.A.PM.2	970.A.PM.3	970.A.PM.4
Inox Brillo Repulido	Inox	-	-	-
MELAMINA	MELAMINE	REF.	REF.	REF.
Roble RO 444	Oak	970.M.RBRO.2	970.M.RBRO.3	970.M.RBRO.4
Sapely D2517	Sapely	+ 970.M.SPD.2	+ 970.M.SPD.3	+ 970.M.SPD.4
Cerezo Duero	Cherry Tree	+ 970.M.CZD.2	+ 970.M.CZD.3	+ 970.M.CZD.4
Cerezo Tajo	Cherry Tree	-	-	-
Haya Blanca Almijara	Beech Tree	+ 970.M.Y.2	+ 970.M.Y.3	+ 970.M.Y.4
Haya Vapor. 428	Steam Beech	-	-	-
Wengue Congo	Wengue	-	-	-
Blanco Rebamizable	White	970.M.MR.2	970.M.MR.3	970.M.MR.4
MADERA	NATURAL WOOD	REF.	REF.	REF.
Roble Francés	Oak	970.C.RB.2	970.C.RB.3	970.C.RB.4
Sapely	Sapely	970.C.SP.2	970.C.SP.3	970.C.SP.4
Cerezo	Cherry Tree	970.C.CZ.2	970.C.CZ.3	970.C.CZ.4
Pino	Pine	970.C.PN.2	970.C.PN.3	970.C.PN.4
Haya Blanca	Beech Tree	970.C.Y.2	970.C.Y.3	970.C.Y.4
Haya Vaporizada	Steam Beech	970.C.YV.2	970.C.YV.3	970.C.YV.4

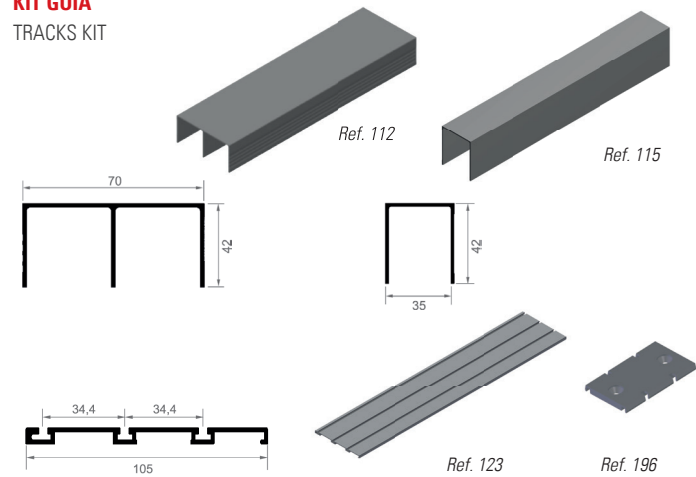
GSO-GI20

KIT GUÍA
TRACKS KIT



GSO-GSU-GI3P

KIT GUÍA
TRACKS KIT



2 m.	3 m.	4 m.	2 m.	3 m.	4 m.
REF.	REF.	REF.	REF.	REF.	REF.
960.L.B.2	960.L.B.3	960.L.B.4	990.L.B.2	990.L.B.3	990.L.B.4
960.L.NM.2	960.L.NM.3	960.L.NM.4	990.L.NM.2	990.L.NM.3	990.L.NM.4
960.L.O.2	960.L.O.3	960.L.O.4	-	-	-
REF.	REF.	REF.	REF.	REF.	REF.
960.A.BR.2	960.A.BR.3	960.A.BR.4	-	-	-
960.A.PM.2	960.A.PM.3	960.A.PM.4	990.A.PM.2	990.A.PM.3	990.A.PM.4
960.A.X.2	960.A.X.3	960.A.X.4	-	-	-
REF.	REF.	REF.	REF.	REF.	REF.
960.M.RBRO.2	960.M.RBRO.3	960.M.RBRO.4	990.M.RBRO.2	990.M.RBRO.3	990.M.RBRO.4
960.M.SPD.2	960.M.SPD.3	960.M.SPD.4	-	-	-
960.M.CZD.2	960.M.CZD.3	960.M.CZD.4	-	-	-
960.M.CZT.2	960.M.CZT.3	960.M.CZT.4	-	-	-
960.M.Y.2	960.M.Y.3	960.M.Y.4	990.M.Y.2	990.M.Y.3	990.M.Y.4
960.M.YV.2	960.M.YV.3	960.M.YV.4	⊕ 990.M.YV.2	⊕ 990.M.YV.3	⊕ 990.M.YV.4
960.M.W.2	960.M.W.3	960.M.W.4	990.M.W.2	990.M.W.3	990.M.W.4
960.M.MR.2	960.M.MR.3	960.M.MR.4	990.M.MR.2	990.M.MR.3	990.M.MR.4
REF.	REF.	REF.	REF.	REF.	REF.
960.C.RB.2	960.C.RB.3	960.C.RB.4	990.C.RB.2	990.C.RB.3	990.C.RB.4
960.C.SP.2	960.C.SP.3	960.C.SP.4	-	-	-
960.C.CZ.2	960.C.CZ.3	960.C.CZ.4	990.C.CZ.2	990.C.CZ.3	990.C.CZ.4
960.C.PN.2	960.C.PN.3	960.C.PN.4	990.C.PN.2	990.C.PN.3	990.C.PN.4
960.C.Y.2	960.C.Y.3	960.C.Y.4	-	-	-
960.C.YV.2	960.C.YV.3	960.C.YV.4	990.C.YV.2	990.C.YV.3	990.C.YV.4

70mm

INSTRUCCIONES DE MONTAJE







ASSEMBLY INSTRUCTIONS

ADINOR

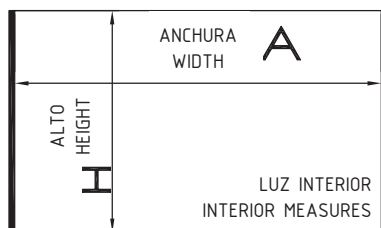
ALTURA PUERTA
DOOR HEIGHT

SIN AMORTIGUADOR
WITHOUT SELF CLOSING SYSTEM

CON AMORTIGUADOR
WITH SELF CLOSING SYSTEM

	SIN AMORTIGUADOR WITHOUT SELF CLOSING SYSTEM		CON AMORTIGUADOR WITH SELF CLOSING SYSTEM
	GSO	GSEC	GSO
GI70 			H - 40
GI3P 			H - 40
GIO 			H - 40
GIEC 			H - 40
GI20 			H - 45
GICO 			H - 75

Para solape según dibujo esquema
Doors superposed according to drawing





ACCEDE AL PROGRAMA DE DESPIECE DE CADA SERIE EN:




















www.adinor.info/programa-de-despiece

USE THE DOORS CUTTING SOFTWARE

ANCHURA DEL TABLERO / BOARD WIDTH (C)

		RT 16mm.	FO 16mm.	GT 16mm.	AEC 16mm.	GA 16mm.	RT 10mm.	FO 10mm.	CRVO 10mm.	JP 10mm.	MINVH 10mm.	RO 18-10mm.	RO 18mm.	AEC 18mm.	EX 10mm.	VHBT 10mm.
																
2	2	A - 44	A - 50	A - 44	A - 28	A - 18	A - 44	A - 50	A - 65	A - 22	A - 8	A - 50	A - 50	A - 28	A - 39	A - 25
PUERTAS	BOARDS	2	2	2	2	2	2	2	2	2	2	2	2	2	2	2
3	3	A - 51	A - 60	A - 51	A - 30	A - 16	A - 51	A - 60	A - 76	A - 24	A - 4	A - 60	A - 60	A - 30	A - 39	A - 30
PUERTAS	BOARDS	3	3	3	3	3	3	3	3	3	3	3	3	3	3	3
4	4	A - 88	A - 100	A - 88	A - 56	A - 39	A - 88	A - 100	A - 130	A - 44	A - 16	A - 100	A - 100	A - 56	A - 78	A - 50
PUERTAS	BOARDS	4	4	4	4	4	4	4	4	4	4	4	4	4	4	4
		HE 10mm.	JO 18mm.	RT 18mm.	RT 19mm.											
																
2	2	A - 28	A - 50	A - 44	A - 41											
PUERTAS	BOARDS	2	2	2	2											
3	3	A - 30	A - 60	A - 51	A - 48											
PUERTAS	BOARDS	3	3	3	3											
4	4	A - 56	A - 100	A - 88	A - 82											
PUERTAS	BOARDS	4	4	4	4											

LONGITUD CORTE PERFIL H, U / H, U PROFILE HEIGHT

RT 16mm.	FO 16mm.	GT 16mm.	AEC 16mm.	RT 10mm.	FO 10mm.	CRVO 10mm.	JP 10mm.	MINVH 10mm.	RO 18-10mm.	RO 18mm.	AEC 18mm.	EX 10mm.	VHBT 10mm.	GA 16mm.	HE 10mm.
															
C - 23	C - 23	C - 23	C - 21	C - 23	C - 23	C - 31	C - 15	C - 13	C - 23	C - 23	C - 21	C - 39	C - 10	C - 23	C - 21
JO 18mm.	RT 18mm.	RT 19mm.													
															
C - 23	C - 23	C - 19													

SERIE 80

80 SERIE

SM / \$57 / \$70
\$80 / \$85 / \$90

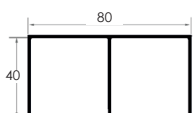

80mm

ADINOR

6m. Condiciones especiales de envío
6m. Special shipping conditions

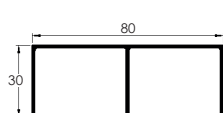

GS80

GUÍA SUPERIOR GS80
GS80 UPPER RAIL



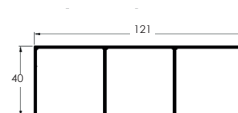

GS80 EC

GUÍA SUPERIOR GS80 EC
GS80 EC UPPER RAIL



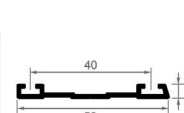
GS80 3P

GUÍA SUPERIOR GS80 3P
GS80 3P UPPER RAIL



GI50

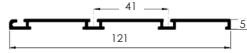

GUÍA INFERIOR GI50
GI50 LOWER RAIL



ACABADOS	FINISHINGS	Longitud / Length : 6 m.	Longitud / Length : 6 m.	Longitud / Length : 6 m.	Longitud / Length : 6 m.
LACADOS	COATED	REF.	REF.	REF.	REF.
Blanco Brillo Ral 9010	White Ral 9010	117.L.B	1175.L.B	118.L.B	125.L.B
Blanco Mate Ral 9010	Mat white	117.L.BM	-	-	-
Blanco Mate Ral 9003	Mat White	117.L.BM03	-	-	-
Negro Mate	Mat Black	117.L.NM	-	-	-
Antracita	Anthracite	117.L.ANT	-	-	-
Oro	Gold	117.L.O	-	-	-
ANODIZADOS	ANODIZED	REF.	REF.	REF.	REF.
Bronce Brillo Repulido	Bronce	117.A.BR	-	-	-
Plata Brillo Repulido	Polished Silver	117.A.P	-	-	-
Plata Mate	Natural Anodized	117.A.PM	1175.A.PM	118.A.PM	125.A.PM
Inox Brillo Repulido	Inox	117.A.X	-	-	-
MELAMINA	MELAMINE	REF.	REF.	REF.	REF.
Textil Coral	Textil Coral	117.M.TXCO	-	-	-
Roble A-0562	Oak	117.M.RB562	-	-	-
Sapely D-2517	Sapely	117.M.SPD	-	-	-
Cerezo Duero	Cherry Tree	117.M.CZD	-	-	-
Cerezo Tajo	Cherry Tree	117.M.CZT	-	-	-
Haya Vaporizada 428	Steam Beech	117.M.YV	-	-	-
Blanco Rebornizable	White	117.M.MR	-	-	-
Wengue Congo	Wengue	117.M.W	-	-	-
MADERA	NATURAL WOOD	REF.	REF.	REF.	REF.
Roble Francés	Oak	117.C.RB	-	-	-
Sapely	Sapely	117.C.SP	-	-	-
Cerezo	Cherry Tree	117.C.CZ	-	-	-
Pino Gallego	Pine	117.C.PN	-	-	-
Haya Blanca	Beech Tree	117.C.Y	-	-	-
Haya Vapor	Steam Beech	117.C.YV	-	-	-
VINILO	VINYL	REF.	REF.	REF.	REF.
Blanco Sil	Blanco Sil	117.V.BS	-	-	-
Blanco RAL 9003	Blanco RAL 9003	117.V.9003	-	-	-
Blanco Perla Touch	Blanco Perla Touch	117.V.BP	-	-	-
Halifax Natural	Natural Halifax	117.V.HN	-	-	-
Halifax Tabaco	Tabaco Halifax	117.V.HT	-	-	-
Halifax Blanco	White Halifax	117.V.HB	-	-	-

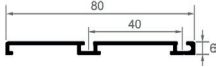
GI80 3P

GUÍA INFERIOR GI80 3P
GI80 3P LOWER RAIL



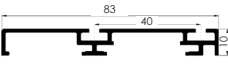

GI80

GUÍA INFERIOR GI80
GI80 LOWER RAIL



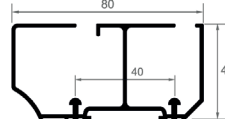

GI83

PERFIL INFERIOR GI83
GI83 LOWER RAIL



GI2A80

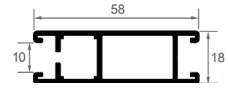

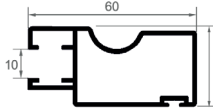

GUÍA INF. CERRADA GI2A80
GI2A80 LOWER RAIL



CTR60 10mm. H BT60

TIRADOR DE HOJA CTR60mm
CTR 60mm.
HANDLE PROFILE

PERFIL H BT60 H PROFILE
10mm BT60 H PROFILE



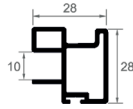

Longitud / Length : 6 m.	Longitud / Length : 6 m.	Longitud / Length : 6 m.	Longitud / Length : 6 m.	Longitud / Length : 2,7 m.	Longitud / Length : 3 m.
REF.	REF.	REF.	REF.	REF.	REF.
1295.L.B	126.L.B	128.L.B	127.L.B	-	-
-	126.L.BM	-	-	CTR110.L.BM	BT210.L.BM
-	126.L.BM03	128.L.BM03	-	-	-
-	126.L.NM	128.L.NM	127.L.NM	CTR110.L.NM	BT210.L.NM
-	126.L.ANT	-	-	-	-
-	126.L.O	-	-	-	-
REF.	REF.	REF.	REF.	REF.	REF.
-	126.A.BR	-	-	-	-
-	126.A.P	-	127.A.P	-	-
1295.A.PM	126.A.PM	128.A.PM	127.A.PM	CTR110.A.PM	BT210.A.PM
-	126.A.X	-	-	-	-
REF.	REF.	REF.	REF.	REF.	REF.
-	126.M.TXCO	-	-	CTR110.M.TXCO	BT210.M.TXCO
-	126.M.RB562	-	127.M.RB562	-	-
-	126.M.SPD	-	127.M.SPD	CTR110.M.SPD	BT210.M.SPD
-	126.M.CZD	-	127.M.CZD	-	-
-	126.M.CZT	-	-	-	-
-	126.M.YV	-	127.M.YV	CTR110.M.YV	BT210.M.YV
-	126.M.MR	-	127.M.MR	CTR110.M.MR	BT210.M.MR
-	126.M.W	-	-	-	-
REF.	REF.	REF.	REF.	REF.	REF.
-	126.C.RB	-	127.C.RB	CTR110.C.RB	BT210.C.RB
-	126.C.SP	-	127.C.SP	CTR110.C.SP	BT210.C.SP
-	126.C.CZ	-	127.C.CZ	CTR110.C.CZ	BT210.C.CZ
-	126.C.PN	-	127.C.PN	CTR110.C.PN	BT210.C.PN
-	126.C.Y	-	127.C.Y	CTR110.C.Y	BT210.C.Y
-	126.C.YV	-	127.C.YV	-	-
REF.	REF.	REF.	REF.	REF.	REF.
-	126.V.BS	-	-	-	-
-	126.V.9003	-	-	CTR110.V.9003	BT210.V.9003
-	126.V.BP	-	-	-	-
-	126.V.HN	-	-	-	-
-	126.V.HT	-	-	-	-
-	126.V.HB	-	-	-	-

80mm

ADINOR

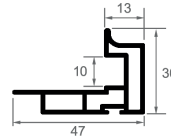

RTS10mm.

TIRADOR DE HOJA
RTS10mm.
RTS 10mm. HANDLE PROFILE




MINS10mm.

TIRADOR HOJA MINS10mm.
MINS10mm. HANDLE PROFILE



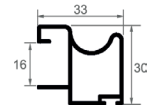

FALDÓN MIN10mm.

PERFIL FALDON SUP/INF
MIN 10mm. UPPER/LOWER
CONNECTION PROFILE



S016mm.

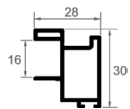

TIRADOR HOJA S016mm.
S016mm. HANDLE PROFILE



ACABADOS	FINISHINGS	Longitud / Length : 2,7 m.	Longitud / Length : 2,7 m.	Longitud / Length : 6 m.	Longitud / Length : 2,7 m.
LACADOS	COATED	REF.	REF.	REF.	REF.
Blanco Brillo Ral 9010	White Ral 9010	1410.L.B	C113.L.B	C210.L.B	1488.L.B
Blanco mate Ral 9010	Mate white	-	C113.L.BM	C210.L.BM	1488.L.BM
Blanco mate Ral 9003	Mat white	1410.L.BM03	C113.L.BM03	C210.L.BM03	-
Negro mate	Mate black	1410.L.NM	C113.L.NM	C210.L.NM	1488.L.NM
Antracita	Anthracite	-	-	-	1488.L.ANT
Oro	Gold	-	-	-	1488.L.O
ANODIZADOS	ANODIZED	REF.	REF.	REF.	REF.
Bronce Brillo Repulido	Bronce	-	-	-	1488.A.BR
Plata Brillo Repulido	Polished Silver	1410.A.P	C113.A.P	C210.A.P	1488.A.P
Plata Mate	Natural Anodized	1410.A.PM	C113.A.PM	C210.A.PM	1488.A.PM
Inox Brillo Repulido	Inox	-	-	-	-
MELAMINA	MELAMINE	REF.	REF.	REF.	REF.
Roble A-0562	A-0562 Oak	1410.M.RB562	C113.M.RB562	C210.M.RB562	1488.M.RB562
Textil Coral	Coral Textil	-	-	-	-
Sapely D2517	Sapely	1410.M.SPD	C113.M.SPD	C210.M.SPD	1488.M.SPD
Cerezo Duero	Cherry Tree	1410.M.CZD	C113.M.CZD	C210.M.CZD	1488.M.CZD
Cerezo Tajo	Cherry Tree	-	-	-	1488.M.CZT
Haya Vaporizada 428	Steam Beech	1410.M.YV	C113.M.YV	C210.M.YV	1488.M.YV
Blanco Rebornizable	White	1410.M.MR	C113.M.MR	C210.M.MR	1488.M.MR
MADERA	NATURAL WOOD	REF.	REF.	REF.	REF.
Roble Francés	Oak	1410.C.RB	C113.C.RB	C210.C.RB	1488.C.RB
Sapely	Sapely	1410.C.SP	C113.C.SP	C210.C.SP	1488.C.SP
Cerezo	Cherry Tree	1410.C.CZ	C113.C.CZ	C210.C.CZ	1488.C.CZ
Pino Gallego	Pine	1410.C.PN	C113.C.PN	C210.C.PN	1488.C.PN
Haya Blanca	Beech Tree	1410.C.Y	C113.C.Y	C210.C.Y	1488.C.Y
Haya Vapor	Steam Beech	-	-	-	1488.C.YV
VINILO	VINYL	REF.	REF.	REF.	REF.
Blanco RAL 9003	Blanco RAL 9003	1410.V.9003	-	-	1488.V.9003
Blanco Perla Touch	Touch Pearl white	-	-	-	-
Blanco Sil	Sil white	-	-	-	-
Halifax Natural	Natural Halifax	-	-	-	-
Halifax Tabaco	Tabaco Halifax	-	-	-	-
Halifax Blanco	White Halifax	-	-	-	-

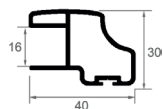

RTS16mm.

TIRADOR HOJA RTS16mm.
RTS16mm. HANDLE PROFILE



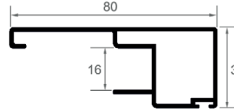

TZMS16mm.

TIRADOR DE HOJA
TZMS16mm.
TZMS 16mm. CT
HANDLE PROFILE



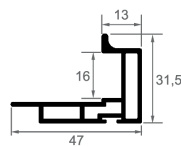

CT80 16mm.

TIRADOR DE HOJA
CT80 16mm.
16mm. CT80
HANDLE PROFILE




MINS16mm.

TIRADOR HOJA MINS16mm.
MINS16mm. HANDLE PROFILE



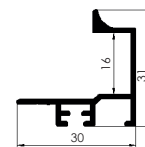

FALDÓN MIN16mm.

PERFIL FALDON SUP/INF
UPPER/LOWER
CONNECTION PROFILE



MSE16mm.

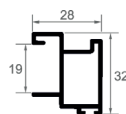
TIRADOR HOJA
MSE16mm.
MSE16mm. HANDLE PROFILE



Longitud / Length : 2,7 m.	Longitud / Length : 2,7 m.	Longitud / Length : 2,7 m.	Longitud / Length : 2,7 m.	Longitud / Length : 6 m.	Longitud / Length : 2,6 m.
REF.	REF.	REF.	REF.	REF.	REF.
1496.L.B	1416.L.B	-	C123.L.B	C220.L.B	C124..L.B
1496.L.BM	1416.L.BM	-	C123.L.BM	C220.L.BM	-
1496.L.BM03	-	-	C123.L.BM03	C220.L.BM03	-
1496.L.NM	1416.L.NM	-	C123.L.NM	C220.L.NM	-
1496.L.ANT	-	-	C123.L.ANT	C220.L.ANT	-
-	-	-	-	-	-
REF.	REF.	REF.	REF.	REF.	REF.
-	-	-	-	-	-
1496.A.P	1416.A.P	-	C123.A.P	C220.A.P	-
1496.A.PM	1416.A.PM	-	C123.A.PM	C220.A.PM	C124.A.PM
1496.A.X	-	-	C123.A.X	C220.A.X	-
REF.	REF.	REF.	REF.	REF.	REF.
1496.M.RB562	1416.M.RB562	-	C123.M.RB562	C220.M.RB562	-
-	-	-	-	-	-
1496.M.SPD	1416.M.SPD	-	C123.M.SPD	C220.M.SPD	-
1496.M.CZD	1416.M.CZD	-	-	-	-
-	-	-	-	-	-
1496.M.YV	1416.M.YV	-	-	-	-
1496.M.MR	1416.M.MR	140.M.MR	C123.M.MR	C220.M.MR	C124.M.MR
REF.	REF.	REF.	REF.	REF.	REF.
1496.C.RB	1416.C.RB	140.C.RB	C123.C.RB	C220.C.RB	-
1496.C.SP	1416.C.SP	140.C.SP	C123.C.SP	C220.C.SP	-
1496.C.CZ	1416.C.CZ	140.C.CZ	C123.C.CZ	C220.C.CZ	-
1496.C.PN	1416.C.PN	140.C.PN	C123.C.PN	C220.C.PN	-
1496.C.Y	1416.C.Y	140.C.Y	C123.C.Y	C220.C.Y	-
1496.C.YV	-	-	C123.C.YV	C220.C.YV	-
REF.	REF.	REF.	REF.	REF.	REF.
1496.V.9003	-	140.V.9003	-	-	C124.V.9003
-	-	140.V.BP	-	-	-
1496.V.BS	-	-	-	-	-
1496.V.HN	-	-	-	-	-
1496.V.HT	-	-	-	-	-
1496.HB	-	-	-	-	-

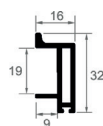
RTS19mm.

TIRADOR HOJA
RTS19mm.
RTS19mm. HANDLE
PROFILE



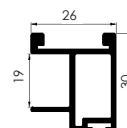

MINS19mm.

TIRADOR DE HOJA
MINS19mm.
MINS19mm.
HANDLE PROFILE



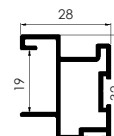

PS19mm.

TIRADOR DE HOJA
PS19mm.
PS19mm.
HANDLE PROFILE



RTCS19mm.

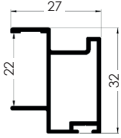

TIRADOR DE HOJA
RTCS 19mm.
PS19mm.
HANDLE PROFILE



ACABADOS	FINISHINGS	Longitud / Length : 2,7m.	Longitud / Length : 2,7 m.	Longitud / Length : 2,6 m.	Longitud / Length : 3 m.
LACADOS	COATED	REF.	REF.	REF.	REF.
Blanco Brillo Ral 9010	White Ral 9010	1418.L.B	C133.L.B	-	14181.L.B
Blanco mate Ral 9010	Mate white	1418.L.BM	-	-	-
Blanco mate Ral 9003		1418.L.BM03	C133.L.BM03	PS.L.BM03.26	-
Negro mate	Mat black	1418.L.NM	C133.L.NM	-	-
Antracita	Anthracite	1418.L.ANT	-	-	-
ANODIZADOS	ANODIZED	REF.	REF.	REF.	REF.
Plata Brillo Repulido	Polished Silver	1418.A.P	-	-	-
Plata Mate	Natural Anodized	1418.A.PM	C133.A.PM	PS.A.PM.26	14181.A.PM
Inox Brillo Repulido	Inox	-	-	-	-
MELAMINA	MELAMINE	REF.	REF.	REF.	REF.
Blanco Rebornizable	White	1418.M.MR	C133.M.MR	-	-
MADERA	NATURAL WOOD	REF.	REF.	REF.	REF.
Roble Francés	Oak	1418.C.RB	-	-	-
Pino Gallego	Pine	1418.C.PN	-	-	-
Haya Blanca	Beech Tree	1418.C.Y	-	-	-

RTS22mm.

TIRADOR DE HOJA
RTS 22mm.
RTS 22mm.
HANDLE PROFILE



Longitud / Length : 2,6 m

REF.

-

-

-

-

REF.

-

1485.A.PM

-

REF.

-

REF.

-

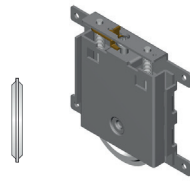
-

-

COMPLEMENTOS COMPLEMENTS

RODABLOC RR QUILLA


RR LOWER ROLLER



REF.	Descripción	Description
177	Rodabloc RR (Rueda Quilla) Guía Inferior GIO, GIEC, GI70, GI3P, UGIP, GI50, GI80	RR Lower Rail For GIO, GIEC, GI70, GI3P, UGIP, GI50, GI80 Lower Rail

RODABLOC RR QUILLA BLOQUEO FRONTAL


RR LOWER ROLLER WITH FRONT LOCK



REF.	Descripción	Description
171	Rodabloc RR Bloqueo (Quilla) Guía Inferior GIO, GIEC, GI70, GI3P, UGIP, GI50, GI80	Front lock RR Lower Rail For GIO, GIEC, GI70, GI3P, UGIP, GI50, GI80 Lower Rail

RODABLOC FR


FR LOWER ROLLER



REF.	Descripción	Description
174	Rodabloc FR (Rueda Quilla) Guía Inferior GIO, GIEC, GI70, GI3P, UGI, UGIP	FR Lower Rail For GIO, GIEC, GI70, GI3P, UGI, UGIP Lower Rail

RODABLOC REC QUILLA

REC LOWER ROLLER



REF.	Descripción	Description
1788	Rodabloc REC (Rueda Quilla) Guía Inferior GIO, GIEC, GI70, GI3P, UGI, UGIP	REC Lower Rail For GIO, GIEC, GI70, GI3P, UGI, UGIP Lower Rail

RODABLOC RDO

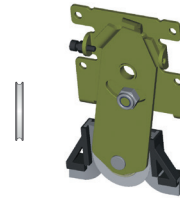
RDO LOWER ROLLER



REF.	Descripción	Description
173	Rodabloc RDO (Rueda Acanalada) Guía Inferior GICO	RDO Lower Rail For GICO, Lower Rail

RODABLOC RD

RD LOWER RAIL



REF.	Description
1701 (Con Limpiador)	

CABALLETE METÁLICO CON COJINETES Y GOMA S80

S80 METALLIC UPPER ROLLER WITH BEARINGS



REF.	Descripción	Description
1625S80	CBSS80 (Con Cojinetes)	CBSS80 (With Bearings)

CABALLETE METÁLICO CON COJINETES EXTRA Y GOMA S80


S80 METALLIC UPPER ROLLER WITH EXTRA BEARINGS



REF.	Descripción	Description
1629S80	CBSS80E (Con Cojinetes extra)	CBSS80E (With extra bearings)

CABALLETE METÁLICO SIN COJINETES Y GOMA S80

S80 METALLIC UPPER ROLLER WITHOUT BEARINGS



REF.	Descripción	Description
1661S80	CBSS80SC (Sin Cojinetes)	CBSS80SC (Without Bearings)

CUÑA INFERIOR DE FRENO GI80

GI80 BOTTON STOPPER



REF.	Descripción	Description
1634	Guía Inferior GI80	GI80 Lower Rail

ANTICABECEO-ANTIDESCARRILAMIENTO

DERAILMENT




REF.
182.S80

DESCÁRGATE LAS INSTRUCCIONES COMPLETAS EN:
www.adinor.info/instrucciones-de-montaje
 (Video Sistema Anticabeceo)

DOWNLOAD THE COMPLETE ASSEMBLY INSTRUCTIONS

TENSOR UNIÓN TIRADOR CTR6010mm CON H BT60

10mm CTR60 WITH BT60 HANDLE PROFILE



REF.	Bolsa 4 un. / 4 un Box
BT302	

GOMA REDUCTORA VIDRIO 4mm BT60

BT60 PLASTIC GASKET FOR 4mm GLASS



REF.	Rollo / Roll: 100m.
BT303.4	

GOMA REDUCTORA VIDRIO 5mm BT60

BT60 PLASTIC GASKET FOR 5mm GLASS

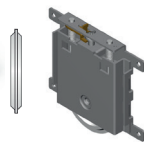


REF.	Rollo / Roll: 100m.
BT303.5	


KIT DE HERRAJE ROLLER SET

KIT DE HERRAJE S80 - 16 - 19mm

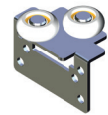
S80 HARDWARE SET - 16-19mm



Ref. 177 - 2 Un.



Ref. 163 - 1 Un.



Ref. 1625S80 - 2 Un.

3,9x12

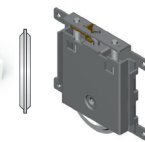


Ref. HT12 - 16 Un.

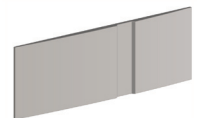
REF.
177.S80.KIT

KIT DE HERRAJE S80 - 10mm

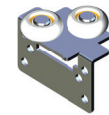
S80 HARDWARE SET - 10mm



Ref. 177 - 2 Un.



Ref. 163 - 1 Un.



Ref. 1625S80 - 2 Un.

3,9x6,5




Ref. HT6.5- 16 Un.


REF.
17710.S80.KIT

KIT DE HERRAJE S80 - Min 10mm


S80 HARDWARE SET - Min 10mm



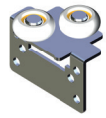
Ref. 177 - 2 Un.




Ref. 163 - 1 Un.



Ref. C350 - 4 Un.



Ref. 1625S80 - 2 Un.



Ref. C540 - 4 Un.

3,9x6,5



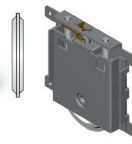
Ref. HT6.5 - 16 Un.

REF.


177M10.S80.KIT

KIT DE HERRAJE S80 - Min 16mm

S80 HARDWARE SET - Min 16mm



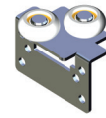
Ref. 177 - 2 Un.




Ref. 163 - 1 Un.



Ref. C350 - 4 Un.



Ref. 1625S80 - 2 Un.



Ref. C540 - 4 Un.

3,9x12



Ref. HT12 - 16 Un.

REF.


177M16.S80.KIT

KIT DE HERRAJE S80 16 - 19mm RDO

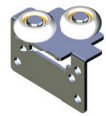
S80 HARDWARE SET 16 - 19mm RDO



Ref. 173 - 2 Un.



Ref. 163 - 1 Un.



Ref. 1625S80 - 2 Un.

3,9x12




Ref. HT12 - 16 Un.

REF.


173.S80.KIT

KIT DE HERRAJE S80 10-16-19mm ECO

S80 HARDWARE SET 10-16-19mm ECO



Ref. 1788 - 2 Un.



Ref. 1661S80 - 2 Un.

REF.


1788.S80.KIT

KIT DE HERRAJE S80- 16 - 19mm RD con limpiador

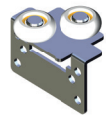
S80 HARDWARE SET 16 - 19mm RD



Ref. 1701 - 2 Un.



Ref. 163 - 1 Un.



Ref. 1625S80 - 2 Un.

3,9x12



Ref. HT12 - 16 Un.

REF.

1701.S80.KIT

AMORTIGUADORES FÁCIL MONTAJE (PATENTADO)

EASY ASSEMBLY SOFT CLOSING SYSTEM (PATENTED)

AMORTIGUADOR DE CIERRE IZQ.+DCH. GS80 15 KG. (sistema montaje rápido)


LEFT & RIGHT SELF-CLOSING SYSTEM UP TO 15KG. (EASY ASSEMBLY)



REF.
160S80AMOKIT15

AMORTIGUADOR DE CIERRE IZQ.+DCH. GS80 25 KG. (sistema montaje rápido)


LEFT & RIGHT SELF-CLOSING SYSTEM UP TO 25KG. (EASY ASSEMBLY)



REF.
160S80AMOKIT25

AMORTIGUADOR DE CIERRE IZQ.+DCH. GS80 40 KG. (sistema montaje rápido)


LEFT & RIGHT SELF-CLOSING SYSTEM UP TO 40KG. (EASY ASSEMBLY)



REF.
160S80AMOKIT40

AMORTIGUADOR DE CIERRE IZQ.+DCH. GS80 60 KG. (sistema montaje rápido)


LEFT & RIGHT SELF-CLOSING SYSTEM UP TO 60KG. (EASY ASSEMBLY)



REF.
160S80AMOKIT60

AMORTIGUADOR DE CIERRE IZQ.+DCH. GS80 80 KG. (sistema montaje rápido)


LEFT & RIGHT SELF-CLOSING SYSTEM UP TO 80KG. (EASY ASSEMBLY)



REF.
160S80AMOKIT80

AMORTIGUADOR DE CIERRE IZQ.+DCH. GS80 100 KG. (sistema montaje rápido)


LEFT & RIGHT SELF-CLOSING SYSTEM UP TO 100KG. (EASY ASSEMBLY)



REF.
160S80AMOKIT100

AMORTIGUADOR DE CIERRE IZQ.+DCH. GS80 120 KG. (sistema montaje rápido)


LEFT & RIGHT SELF-CLOSING SYSTEM UP TO 120KG. (EASY ASSEMBLY)



REF.
160S80AMOKIT120

AMORTIGUADOR DE CIERRE CENTRAL GS80.

CENTRAL CLOSING SYSTEM



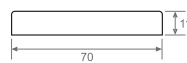
REF.	Descripción	Description
160S80AMOKITC25	Amortiguador central 25 kg	Central Self Closing System 25 kg.
160S80AMOKITC	Amortiguador central 40 kg.	Central Self Closing System 40 kg.

80mm MOLDURAS MOULDING

ADINOR


TAPETA_{70x11}

TAPETA DM
MDF FLAT ARCHITRAVE




TAPETA_{150x8}

TAPETA DM
MDF FLAT ARCHITRAVE

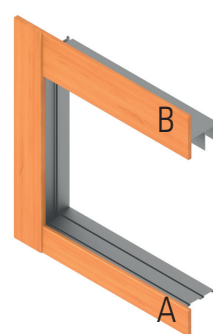
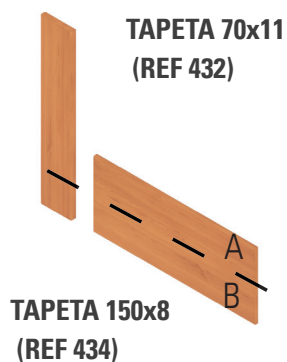


ALUMINIO BATIENTE_{80x12}

BATIENTE DE ALUMINIO
ALUMINIUM DOOR STOP
MOULDING



ACABADOS	FINISHINGS	Longitud / Lenght : 2,75 m.	Longitud / Lenght : 3,66 m.	Longitud / Lenght : 2,75 m.
LACADOS	COATED	REF.	REF.	REF.
Blanco Brillo Ral 9010	White	-	-	483.L.B
Blanco Mate	Mat white	-	-	483.L.BM
Blanco Mate Ral 9003	Mat white	-	-	483.L.BM03
Negro Mate	Mat black	-	-	483.L.NM
Antracita	Anthracite	-	-	483.L.ANT
ANODIZADOS	ANODIZED	REF.	REF.	REF.
Plata Brillo Repulido	Polished Silver	-	-	483.A.P
Plata Mate	Natural Anodized	-	-	483.A.PM
Inox Brillo Repulido	Inox	-	-	483.A.X
MELAMINA	MELAMINE	REF.	REF.	REF.
Roble A-0562	A-0562 Oak	432.M.RB562	434.M.RB562	483.M.RB562
Sapely D2517	Sapely	432.M.SPD	434.M.SPD	483.M.SPD
Cerezo Duero	Cherry Tree	432.M.CZD	434.M.CZD	483.M.CZD
Cerezo Tajo	Cherry Tree	-	-	483.M.CZT
Haya Vapor. 428	Steam Beech	432.M.YV	434.M.YV	483.M.YV
Blanco Rebornizable	White	432.M.MR	434.M.MR	483.M.MR
Plata Mate	Silver	432.M.PM	434.M.PM	-
MADERA	NATURAL WOOD	REF.	REF.	REF.
Roble Francés	Oak	432.C.RB	434.C.RB	483.C.RB
Sapely	Sapely	432.C.SP	434.C.SP	483.C.SP
Cerezo	Cherry Tree	432.C.CZ	434.C.CZ	483.C.CZ
Pino	Pine	432.C.PN	434.C.PN	483.C.PN
Haya Blanca	Beech Tree	432.C.Y	434.C.Y	483.C.Y
Haya Vapor	Steam Beech	432.C.YV	434.C.YV	483.C.YV
VINILO	VINYL	REF.	REF.	REF.
Blanco RAL 9003	Blanco RAL 9003	432.V.9003	434.V.9003	483.V.9003
Halifax Natural	Natural Halifax	432.V.HN	434.V.HN	483.V.HN
Halifax Tabaco	Tabaco Halifax	432.V.HT	434.V.HT	483.V.HT
Halifax Blanco	White Halifax	432.V.HB	434.V.HB	483.V.HB
Blanco Pearl Touch	Pearl Touch White	432.V.BP	434.V.BP	483.V.BP
Blanco Sil	Sil White	432.V.BS	434.V.BS	483.V.BS



80mm


KIT PUERTAS

SLIDING DOOR KIT

ADINOR


CONTENIDO DEL KIT

KIT ELEMENTS



Tirador de Hoja
Handle Profile

Rueda Inferior con Rodamiento
Lower Roller with Bearings



x2


Bolsa Cepillo
Brush Bag

x2



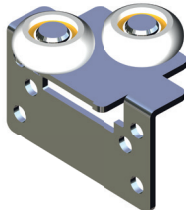
x1

Cuña de Freno
Upper Stopper




x1

Caballote metálico con goma y cojinetes
Metallic Upper Roller with Bearings



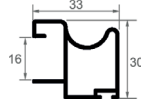

x2

Perfil Embellecedor U
U Profile



x1

KIT
S016mm.

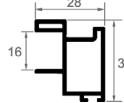



2,7m.



1,2m.

KIT
RTS16mm.

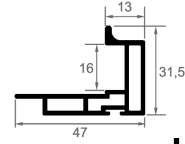



2,7m.

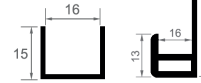


1,2m.

KIT
MINS16mm.

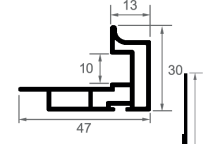


2,7m.

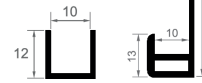


1,2m.



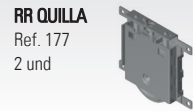
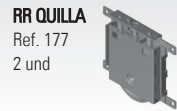
KIT
MINS10mm.



2,7m.

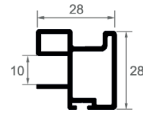



1,2m.



ACABADOS	FINISHINGS	REF.	REF.	REF.	REF.
LACADOS	COATED	REF.	REF.	REF.	REF.
Blanco Brillo Ral 9010	White	9205.B.L.B	9215.B.L.B	9465.B.L.B	9365.B.L.B
Blanco Mate Ral 9010	Mat white	9205.B.L.BM	9215.B.L.BM	9465.B.L.BM	9365.B.L.BM
Blanco Mate Ral 9003	Mat white	-	9215.B.L.BM03	9465.B.L.BM03	9365.B.L.BM03
Negro Mate	Mat Black	9205.B.L.NM	9215.B.L.NM	9465.B.L.NM	9365.B.L.NM
Antracita	Anthracite	9205.B.L.ANT	9215.B.L.ANT	9465.B.L.ANT	-
Oro	Gold	9205.B.L.O	-	-	-
ANODIZADOS	ANODIZED	REF.	REF.	REF.	REF.
Bronce	Bronce	9205.B.A.BR	-	-	-
Plata Brillo Repulido	Polished Silver	9205.B.A.P	9215.B.A.P	9465.B.A.P	9365.B.A.P
Plata Mate	Natural Anodized	9205.B.A.PM	9215.B.A.PM	9465.B.A.PM	9365.B.A.PM
Inox Brillo Repulido	Inox	-	9215.B.A.X	9465.B.A.X	-
MELAMINA	MELAMINE	REF.	REF.	REF.	REF.
Roble A-0562	Oak	9205.B.M.RB562	9215.B.M.RB562	9465.B.M.RB562	9365.B.M.RB562
Sapely D2517	Sapely	9205.B.M.SPD	9215.B.M.SPD	9465.B.M.SPD	9365.B.M.SPD
Cerezo Duero	Cherry Tree	9205.B.M.CZD	9215.B.M.CZD	-	9365.B.M.CZD
Cerezo Tajo	Cherry Tree	9205.B.M.CZT	-	-	-
Haya Vapor. 428	Steam Beech	9205.B.M.YV	9215.B.M.YV	-	9365.B.M.YV
Blanco Rebornizable	White	9205.B.M.MR	9215.B.M.MR	9465.B.M.MR	9365.B.M.MR
MADERA	NATURAL WOOD	REF.	REF.	REF.	REF.
Roble Francés	Oak	9205.B.C.RB	9215.B.C.RB	9465.B.C.RB	9365.B.C.RB
Sapely	Sapely	9205.B.C.SP	9215.B.C.SP	9465.B.C.SP	9365.B.C.SP
Cerezo	Cherry Tree	9205.B.C.CZ	9215.B.C.CZ	9465.B.C.CZ	9365.B.C.CZ
Pino	Pine	9205.B.C.PN	9215.B.C.PN	9465.B.C.PN	9365.B.C.PN
Haya Blanca	Beech Tree	9205.B.C.Y	9215.B.C.Y	9465.B.C.Y	9365.B.C.Y
Haya Vapor	Steam Beech	9205.B.C.YV	9215.B.C.YV	9465.B.C.YV	-
VINILO	VINYL	REF.	REF.	REF.	REF.
Blanco RAL 9003	Blanco RAL 9003	9205.B.V.9003	9215.B.V.9003	-	-
Blanco Sil	Sil White	-	9215.B.V.BS	-	-
Blanco Perla	Pearl White	-	-	-	-
Halifax Natural	Natural Halifax	-	9215.B.V.HN	-	-
Halifax Tabaco	Tabaco Halifax	-	9215.B.V.HT	-	-
Halifax Blanco	White Halifax	-	9215.B.V.HB	-	-

KIT
RTS10mm.

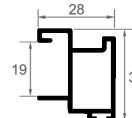



2,7m.



1,2m.

KIT
RTS19mm.

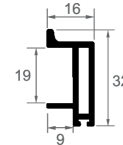



2,7m.

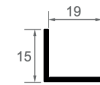


1,2m.

KIT
MINS19mm.

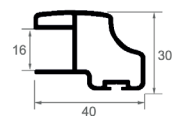



2,7m.

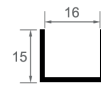


1,2m.





KIT
TZMS16mm.



2,7m.



1,2m.

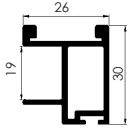



ACABADOS

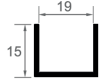
FINISHINGS

LACADOS	COATED	REF.	REF.	REF.	REF.
Blanco Brillo Ral 9010	White	91410.B.L.B	9335.B.L.B	9466.B.L.B	944.B.L.B
Blanco Mate Ral 9010	Mat white	-	9335.B.L.BM	9466.B.L.BM	944.B.L.BM
Blanco Mate Ral 9003	Mat white	91410.B.L.BM03	9335.B.L.BM03	9466.B.L.BM03	-
Negro Mate	Mat Black	91410.B.L.NM	9335.B.L.NM	9466.L.NM	944.B.L.NM
Antracita	Anthracite	-	9335.B.L.ANT	-	-
Oro	Gold	-	-	-	-
ANODIZADOS	ANODIZED	REF.	REF.	REF.	REF.
Bronce Brillo Repulido	Bronce	-	-	-	-
Plata Brillo Repulido	Polished Silver	91410.B.A.P	9335.B.A.P	-	944.B.A.P
Plata Mate	Natural Anodized	91410.B.A.PM	9335.B.A.PM	9466.B.A.PM	944.B.A.PM
Inox Brillo Repulido	Inox	-	-	-	-
MELAMINA	MELAMINE	REF.	REF.	REF.	REF.
Roble A-0562	Oak	91410.B.M.RB562	-	-	944.B.M.RB562
Sapely D2517	Sapely	91410.B.M.SPD	-	-	944.B.M.SPD
Cerezo Duero	Cherry Tree	91410.B.M.CZD	-	-	944.B.M.CZD
Haya Vapor. 428	Steam Beech	91410.B.M.YV	-	-	944.B.M.YV
Blanco Rebornizable	White	91410.B.M.MR	9335.B.M.MR	9466.B.M.MR	944.B.M.MR
MADERA	NATURAL WOOD	REF.	REF.	REF.	REF.
Roble Francés	Oak	91410.B.C.RB	-	-	944.B.C.RB
Sapely	Sapely	91410.B.C.SP	-	-	944.B.C.SP
Cerezo	Cherry Tree	91410.B.C.CZ	-	-	944.B.C.CZ
Pino	Pine	91410.B.C.PN	-	-	944.B.C.PN
Haya Blanca	Beech Tree	91410.B.C.Y	-	-	944.B.C.Y
VINILO	VINYL	REF.	REF.	REF.	REF.
Blanco RAL 9003	White RAL 9003	91410.B.V.9003	-	-	-
Blanco Sil	Sil White	-	-	-	-
Blanco Perla Touch	Pearl Touch White	-	-	-	-
Halifax Natural	Natural Halifax	-	-	-	-
Halifax Tabaco	Tabaco Halifax	-	-	-	-
Halifax Blanco	White Halifax	-	-	-	-

KIT
PS19mm.

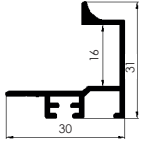



2,6m.



1,2m.

KIT
MSE16mm.

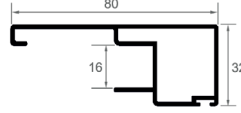



2,6m.



1m.

KIT
CT80 16mm.




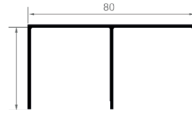
2,7m.



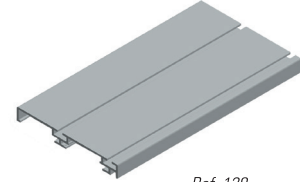
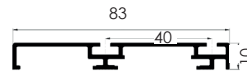
1un.

GS80-GI83


KIT GUÍA
TRACKS KIT



Ref. 117




Ref. 128




Ref. 193


RR QUILLA
Ref. 177
2 und



RR QUILLA
Ref. 177
2 und



RR QUILLA
Ref. 177
2 und



REF.	REF.	REF.
-	9C124.B.L.B	-
-	-	-
9PS.B.L.BM03	-	-
-	-	-
-	-	-
-	-	-
REF.	REF.	REF.
-	-	-
-	-	-
9PS.B.A.PM	9C124.B.A.PM	-
-	-	-
-	-	-
-	-	-
REF.	REF.	REF.
-	9C124.B.M.MR	9140.B.M.MR
-	-	9140.B.C.RB
-	-	9140.B.C.SP
-	-	9140.B.C.CZ
-	-	9140.B.C.PN
-	-	9140.B.C.Y
REF.	REF.	REF.
-	9C124.B.V.9003	9140.B.V.9003
-	-	-
-	-	9140.B.V.BP
-	-	-
-	-	-
-	-	-

2 m.	3 m.	4 m.
REF.	REF.	REF.
937.L.B.2	937.L.B.3	937.L.B.4
-	-	-
937.L.BM03.2	937.L.BM03.3	937.L.BM03.4
937.L.NM.2	937.L.NM.3	937.L.NM.4
-	-	-
-	-	-
REF.	REF.	REF.
-	-	-
-	-	-
937.A.PM.2	937.A.PM.3	937.A.PM.4
-	-	-
REF.	REF.	REF.
-	-	-
-	-	-
-	-	-
-	-	-
-	-	-
REF.	REF.	REF.
-	-	-
-	-	-
-	-	-
-	-	-
-	-	-

80mm

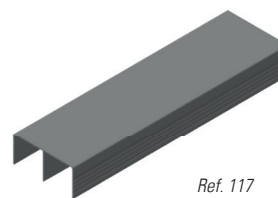
KIT GUÍAS TRACKS KIT

ADINOR


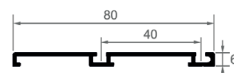
GS80-GI80

KIT GUÍA


TRACKS KIT



Ref. 117



Ref. 124




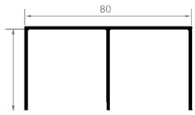
Ref. 193

ACABADOS	FINISHINGS
LACADOS	COATED
Blanco Brillo Ral 9010	White
Blanco Mate Ral 9010	Mat white
Blanco Mate Ral 9003	Mat white
Negro Mate	Mat Black
Antracita	Anthracite
Oro	Gold
ANODIZADOS	ANODIZED
Bronce Brillo Repulido	Bronce
Plata Brillo Repulido	Polished Silver
Plata Mate	Natural Anodized
Inox Brillo Repulido	Inox
MELAMINA	MELAMINE
Roble A-0562	Oak
Sapely D2517	Sapely
Cerezo Duero	Cherry Tree
Haya Vapor. 428	Steam Beech
Blanco Rebornizable	White
MADERA	NATURAL WOOD
Roble Francés	Oak
Sapely	Sapely
Cerezo	Cherry Tree
Pino	Pine
Haya Blanca	Beech Tree
Haya Vapor	Steam Beech
VINILO	VINYL
Blanco RAL 9003	White RAL 9003
Blanco Sil	Sil White
Blanco Perla Touch	Pearl Touch White
Halifax Natural	Natural Halifax
Halifax Tabaco	Tabaco Halifax
Halifax Blanco	White Halifax


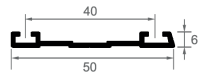
2 m.	3 m.	4 m.
REF.	REF.	REF.
934.L.B.2	934.L.B.3	934.L.B.4
934.L.BM.2	934.L.BM.3	934.L.BM.4
934.L.BM03.2	934.L.BM03.3	934.L.BM03.4
934.L.NM.2	934.L.NM.3	934.L.NM.4
934.L.ANT.2	934.L.ANT.3	934.L.ANT.4
934.L.O.2	934.L.O.3	934.L.O.4
REF.	REF.	REF.
934.A.BR.2	934.A.BR.3	934.A.BR.4
934.A.P.2	934.A.P.3	934.A.P.4
934.A.PM.2	934.A.PM.3	934.A.PM.4
934.A.X.2	934.A.X.3	934.A.X.4
REF.	REF.	REF.
934.M.RB562.2	934.M.RB562.3	934.M.RB562.4
934.M.SPD.2	934.M.SPD.3	934.M.SPD.4
934.M.CZD.2	934.M.CZD.3	934.M.CZD.4
934.M.YV.2	934.M.YV.3	934.M.YV.4
934.M.MR.2	934.M.MR.3	934.M.MR.4
REF.	REF.	REF.
934.C.RB.2	934.C.RB.3	934.C.RB.4
934.C.SP.2	934.C.SP.3	934.C.SP.4
934.C.CZ.2	934.C.CZ.3	934.C.CZ.4
934.C.PN.2	934.C.PN.3	934.C.PN.4
934.C.Y.2	934.C.Y.3	934.C.Y.4
934.C.YV.2	934.C.YV.3	934.C.YV.4
REF.	REF.	REF.
934.V.9003.2	934.V.9003.3	934.V.9003.4
934.V.BS.2	934.V.BS.3	934.V.BS.4
934.V.BP.2	934.V.BP.3	934.V.BP.4
934.V.HN.2	934.V.HN.3	934.V.HN.4
934.V.HT.2	934.V.HT.3	934.V.HT.4
934.V.HB.2	934.V.HB.3	934.V.HB.4

GS80-GI50

KIT GUÍA
TRACKS KIT




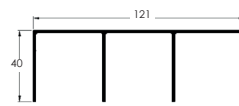
Ref. 117




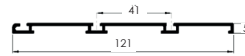
Ref. 125

GS803P-GI803P


KIT GUÍA
TRACKS KIT



Ref. 118



Ref. 1295



Ref. 193

2 m.	3 m.	4 m.
REF.	REF.	REF.
935.L.B.2	935.L.B.3	935.L.B.4
-	-	-
-	-	-
-	-	-
-	-	-
-	-	-
REF.	REF.	REF.
-	-	-
-	-	-
935.A.PM.2	935.A.PM.3	935.A.PM.4
-	-	-
REF.	REF.	REF.
-	-	-
-	-	-
-	-	-
-	-	-
REF.	REF.	REF.
-	-	-
-	-	-
-	-	-
-	-	-

2 m.	3 m.	4 m.
REF.	REF.	REF.
938.L.B.2	938.L.B.3	938.L.B.4
-	-	-
-	-	-
-	-	-
-	-	-
-	-	-
REF.	REF.	REF.
-	-	-
-	-	-
938.A.PM.2	938.A.PM.3	938.A.PM.4
-	-	-
REF.	REF.	REF.
-	-	-
-	-	-
-	-	-
-	-	-
REF.	REF.	REF.
-	-	-
-	-	-
-	-	-
-	-	-

80mm

INSTRUCCIONES DE MONTAJE

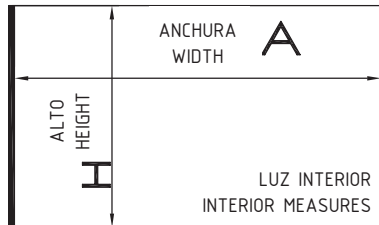
ASSEMBLY INSTRUCTIONS

ADINOR

ALTURA PUERTA / DOOR HEIGHT

		SIN AMORTIGUADOR WITHOUT SELF CLOSING SYSTEM	CON AMORTIGUADOR WITH SELF CLOSING SYSTEM
		GS80	GS80
GI2A 80		H - 65	H - 75
GI80		H - 30	H - 40
GI50		H - 30	H - 40

Para solape según dibujo esquema
Doors superposed according to drawing



ACCEDE AL PROGRAMA DE DESPIECE DE CADA SERIE EN:

www.adinor.info/programa-de-despiece

USE THE DOORS CUTTING SOFTWARE

ANCHURA DEL TABLERO / BOARD WIDTH (C)

		SO 16mm.	RTS 16mm.	MINS 16mm.	MINS 10mm.	TZMS 16mm.	CT80 16mm.	RTS 19mm.
2 PUERTAS	2 BOARDS	$\frac{A - 50}{2}$	$\frac{A - 39}{2}$	$\frac{A - 14}{2}$	$\frac{A - 14}{2}$	$\frac{A - 64}{2}$	$\frac{A - 20}{2}$	$\frac{A - 39}{2}$
3 PUERTAS	3 BOARDS	$\frac{A - 60}{3}$	$\frac{A - 44}{3}$	$\frac{A - 14}{3}$	$\frac{A - 14}{3}$	$\frac{A - 76}{3}$	$\frac{A + 10}{3}$	$\frac{A - 44}{3}$
4 PUERTAS	4 BOARDS	$\frac{A - 100}{4}$	$\frac{A - 78}{4}$	$\frac{A - 28}{4}$	$\frac{A - 28}{4}$	$\frac{A - 128}{4}$	$\frac{A - 40}{4}$	$\frac{A - 78}{4}$
		MINS 19mm.	RTS 10mm.	CTR60 10mm.	MSE	RTS 22mm.	PS 19mm.	RTCS 19mm.
2 PUERTAS	2 BOARDS	$\frac{A - 12}{2}$	$\frac{A - 39}{2}$	$\frac{A - 116}{2}$	$\frac{A + 5}{2}$	$\frac{A - 39}{2}$	$\frac{A - 30}{2}$	$\frac{A - 39}{2}$
3 PUERTAS	3 BOARDS	$\frac{A - 10}{3}$	$\frac{A - 45}{3}$	$\frac{A - 144}{3}$	$\frac{A + 12}{3}$	$\frac{A - 44}{3}$	$\frac{A - 32}{3}$	$\frac{A - 44}{3}$
4 PUERTAS	4 BOARDS	$\frac{A - 24}{4}$	$\frac{A - 78}{4}$	$\frac{A - 232}{4}$	$\frac{A + 10}{4}$	$\frac{A - 78}{4}$	$\frac{A - 60}{4}$	$\frac{A - 78}{4}$

LONGITUD CORTE PERFIL H, U / H, U PROFILE HEIGHT

SO 16mm.	RTS 16mm.	MINS 16mm.	MINS 10mm.	TZMS 16mm.	CT80 16mm.	RTS 19mm.
C - 23	C - 21	C - 13	C - 13	C - 27	C - 109	C - 21
PS 19mm.	RTCS 19mm.	MINS 19mm.	RTS 10mm.	CTR60 10mm.	MSE	RTS 22mm.
C - 23	C - 21	C - 16	C - 21	C - 31	C - 18	C - 21

SERIE 85

85 SERIE


SM / \$57 / \$70
\$80 / \$85 / \$90

85mm

ADINOR


GS2B

GUÍA SUPERIOR 2B
2B UPPER RAIL




GI2A

GUÍA INF. CERRADA 2A
2A LOWER RAIL

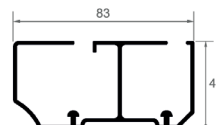
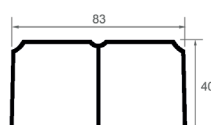


GI5F

GUÍA INFERIOR 5F
5F LOWER RAIL



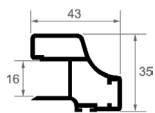
6m. Condiciones especiales de envío
6m. Special shipping conditions



ACABADOS	FINISHINGS	Longitud / Lenght : 6 m.	Longitud / Lenght : 6 m.	Longitud / Lenght : 6 m.
LACADOS	COATED	REF.	REF.	REF.
Blanco Brillo Ral9010	White Ral9010	111.L.B	121.L.B	137.L.B
Negro Mate	Mat Black	111.L.NM	121.L.NM	137.L.NM
Blanco Mate Ral9010	White Mat Ral9010	111.L.BM	121.L.BM	137.L.BM
Blanco Mate Ral9003	White Mat Ral9003	111.L.BM03	121.L.BM03	137.L.BM03
Oro	Gold	111.L.O	121.L.O	137.L.O
ANODIZADOS	ANODIZED	REF.	REF.	REF.
Bronce Brillo Repulido	Bronce	111.A.BR	121.A.BR	137.A.BR
Plata Brillo Repulido	Polished Silver	111.A.P	121.A.P	137.A.P
Plata Mate	Natural Anodized	111.A.PM	121.A.PM	137.A.PM
Bronce Mate	Bronce Mat	-	-	-
MELAMINA	MELAMINE	REF.	REF.	REF.
Roble RO 444	Oak	111.M.RBRO	121.M.RBRO	137.M.RBRO
Sapely Rameado	Sapely	111.M.SP	121.M.SP	137.M.SP
Cerezo Duero	Cherry Tree	111.M.CZD	121.M.CZD	137.M.CZD
Haya Vaporizada 428	Steam Beech	111.M.YV	121.M.YV	137.M.YV
Wengue Congo	Wengue	111.M.W	121.M.W	137.M.W
Blanco Rebornizable	White	111.M.MR	121.M.MR	137.M.MR
MADERA	NATURAL WOOD	REF.	REF.	REF.
Roble Francés	Oak	111.C.RB	121.C.RB	137.C.RB
Sapely	Sapely	111.C.SP	121.C.SP	137.C.SP
Cerezo	Cherry Tree	111.C.CZ	121.C.CZ	137.C.CZ
Pino Gallego	Pine	111.C.PN	121.C.PN	137.C.PN
Haya Blanca	Beech Tree	111.C.Y	121.C.Y	137.C.Y
Haya Vaporizada	Steam Beech	111.C.YV	121.C.YV	137.C.YV

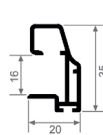

TZM16mm.

TIRADOR DE HOJA TZM
TZM HANDLE PROFILE



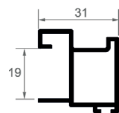
JP16mm.

TIRADOR DE HOJA JP
JP HANDLE PROFILE



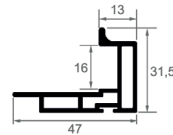

RTS19mm.

TIRADOR DE HOJA RTS
RTS HANDLE PROFILE




MINS16mm.

TIRADOR HOJA MINS16mm.
MINS16mm. HANDLE PROFILE



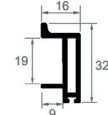

FALDÓN MIN16mm.

PERFIL FALDON SUP/INF
UPPER/LOWER
CONNECTION PROFILE



MINS19mm.

TIRADOR DE HOJA
MINS19mm.
MINS19mm.
HANDLE PROFILE



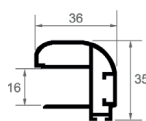

Longitud / Lenght : 2,5 m.	Longitud / Lenght : 2,5 m.	Longitud / Lenght : 2,7 m.	Longitud / Lenght : 2,7 m.	Longitud / Lenght : 6 m.	Longitud / Lenght : 2,7 m.
REF.	REF.	REF.	REF.	REF.	REF.
-	148.L.B	1418.L.B	C123.L.B	C220.L.B	C133.L.B
-	148.L.NM	1418.L.NM	-	-	-
-	-	1418.L.BM	-	-	-
-	-	1418.L.BM03	-	-	-
-	148.L.O	-	-	-	-
REF.	REF.	REF.	REF.	REF.	REF.
-	-	-	-	-	-
-	148.A.P	1418.A.P	C123.A.P	C220.A.P	-
-	148.A.PM	1418.A.PM	C123.A.PM	C220.A.PM	C133.A.PM
-	-	-	-	-	-
REF.	REF.	REF.	REF.	REF.	REF.
-	148.M.RBRO	-	C123.M.RBRO	C220.M.RBRO	-
-	148.M.SP	-	-	-	-
-	148.M.CZD	-	-	-	-
-	148.M.YV	-	-	-	-
-	148.M.W	-	-	-	-
-	148.M.MR	1418.M.MR	C123.M.MR	C220.M.MR	C133.M.MR
REF.	REF.	REF.	REF.	REF.	REF.
140M.C.RB	148.C.RB	1418.C.RB	C123.C.RB	C220.C.RB	-
140M.C.SP	148.C.SP	-	C123.C.SP	C220.C.SP	-
140M.C.CZ	148.C.CZ	-	C123.C.CZ	C220.C.CZ	-
140M.C.PN	148.C.PN	1418.C.PN	C123.C.PN	C220.C.PN	-
140M.C.Y	148.C.Y	1418.C.Y	C123.C.Y	C220.C.Y	-
140M.C.YV	148.C.YV	-	-	-	-

85mm

ADINOR

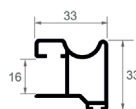

MC16mm.

TIRADOR DE HOJA MC
MC HANDLE PROFILE



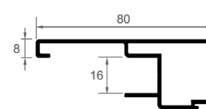

FHP16mm.

TIRADOR DE HOJA FHP
FHP HANDLE PROFILE



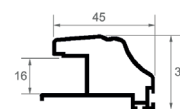

CT80mm.

TIRADOR DE HOJA CT
CT HANDLE PROFILE



DB16mm.

TIRADOR DE HOJA DB
DB HANDLE PROFILE




ACABADOS	FINISHINGS	Longitud / Length : 2,5 m.	Longitud / Length : 2,5 m.	Longitud / Length : 2,7 m.	Longitud / Length : 2,5 m.
LACADOS	COATED	REF.	REF.	REF.	REF.
Blanco Brillo Ral 9010	White Ral 9010	142.L.B	1471.L.B	-	149.L.B
Negro Mate	Mat black	142.L.NM	-	-	-
Blanco Mate Ral 9010	Mat white	142.L.BM	-	-	-
Blanco Mate Ral 9003	Mat white	142.L.BM03	-	-	-
Oro	Gold	142.L.O	1471.L.O	-	-
ANODIZADOS	ANODIZED	REF.	REF.	REF.	REF.
Bronce Brillo Repulido	Bronce	142.A.BR	1471.A.BR	-	-
Plata Brillo Repulido	Polished Silver	142.A.P	1471.A.P	-	149.A.P
Plata Mate	Natural Anodized	142.A.PM	1471.A.PM	-	149.A.PM
Bronce Mate	Bronce Mat	-	-	-	-
MELAMINA	MELAMINE	REF.	REF.	REF.	REF.
Roble RO 444	Oak	142.M.RBRO	1471.M.RBRO	-	149.M.RBRO
Sapely Rameado	Sapely	142.M.SP	1471.M.SP	-	149.M.SP
Cerezo Duero	Cherry Tree	142.M.CZD	1471.M.CZD	-	149.M.CZD
Haya Vaporizada 428	Steam Beech	142.M.YV	1471.M.YV	-	149.M.YV
Wengue Congo	Wengue	142.M.W	1471.M.W	-	-
Blanco Rebamizable	White	142.M.MR	1471.M.MR	140.M.MR	149.M.MR
MADERA	NATURAL WOOD	REF.	REF.	REF.	REF.
Roble Francés	Oak	142.C.RB	1471.C.RB	140.C.RB	149.C.RB
Sapely	Sapely	142.C.SP	1471.C.SP	140.C.SP	149.C.SP
Cerezo	Cherry Tree	142.C.CZ	1471.C.CZ	140.C.CZ	149.C.CZ
Pino Gallego	Pine	142.C.PN	1471.C.PN	140.C.PN	149.C.PN
Haya Blanca	Beech Tree	142.C.Y	1471.C.Y	140.C.Y	149.C.Y
Haya Vaporizada	Steam Beech	142.C.YV	1471.C.YV	-	149.C.YV

COMPLEMENTOS

COMPLEMENTS

RODABLOC RR QUILLA

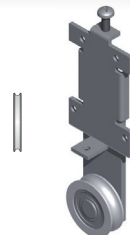
RR LOWER RAIL



REF.	Descripción	Description
177	Rodabloc RR (Rueda Quilla) Guía Inferior GI5F, GI4F, UGI	RR Lower Rail For GI5F, GI4F, UGI Lower Rail

RODABLOC RDO

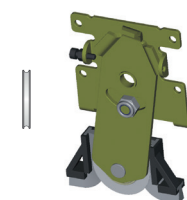
RDO LOWER RAIL



REF.	Descripción	Description
173	Rodabloc RDO (Rueda Acanalada) Guía Inferior GI2A	RDO Lower Rail For GI2A Lower Rail

RODABLOC RD

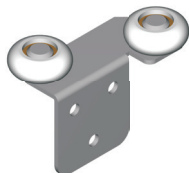
RD LOWER RAIL



REF.
170
1701 (Con Limpiador)

CABALLETE METÁLICO, GOMA Y COJINETES


METALLIC UPPER ROLLER
WITH BEARINGS



REF.
165MN

CABALLETE CEPILLO CB


CB UPPER ROLLER



REF.
162

PLETINA Y CILINDRO MAGNÉTICO

MAGNETIC PLATE AND CYLINDER



REF.	Descripción	Description
164	Cilindro	Cylinder
1641	Pletina	Plate

CUÑA DE FRENO INFERIOR

BOTTOM STOPPER



REF.	Descripción	Description
1631	Guía Inferior GI4F, UGI, GIO	Lower Rail GI4F, UGI, GIO
1633	Guía Inferior GI5F	Lower Rail GI5F

CUÑA DE FRENO INFERIOR DOBLE PATILLA


BOTTOM STOPPER



REF.	Descripción	Description
1632	Guía Inferior UGI, UGIP	Lower Rail UGI, UGIP

JUEGO IMÁN


MAGNETIC LOCK SET



REF.
185

AMORTIGUADOR DE CIERRE GS2B 10-80 KG

10-80 KG GS2B SELF-CLOSING SYSTEM



REF.	Descripción	Description
167	10-80 kg. Derecho	10-80 kg. Right
168	10-80 kg. Izquierdo	10-80 kg. Left

DESCÁRGATE EL PROGRAMA DE DESPIECE DE CADA SERIE EN:
www.adinor.info/programa-de-despiece
 DOWNLOAD THE COMPLETE ASSEMBLY INSTRUCTIONS

85mm

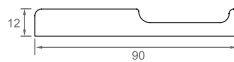
MOLDURAS

MOULDING

ADINOR

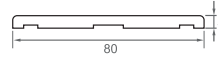
90X12

BATIENTE DM
MDF DOOR STOP MOULDING




80X5

TAPETA DM
MDF FLAT ARCHITRAVE




TAPETA70X11

TAPETA DM
MDF FLAT ARCHITRAVE



TAPETA150x8

TAPETA DM
MDF FLAT ARCHITRAVE



ACABADOS	FINISHINGS	Longitud / Lenght : 2,75 m.	Longitud / Lenght : 2,75 m.	Longitud / Lenght : 2,75 m.	Longitud / Lenght : 3,66 m.
MELAMINA	MELAMINE	REF.	REF.	REF.	REF.
Roble RO 444	Oak	482.M.RBRO	-	432.M.RBRO	434.M.RBRO
Sapely Rameado	Sapely	482.M.SP	-	432.M.SP	434.M.SP
Cerezo Duero	Cherry Tree	482.M.CZD	-	432.M.CZD	434.M.CZD
Haya Vaporizada 428	Steam Beech	482.M.YV	-	432.M.YV	434.M.YV
Wengue Congo	Wengue	482.M.W	-	432.M.W	434.M.W
Blanco Rebornizable	White	482.M.MR	4856.M.MR	432.M.MR	434.M.MR
Plata Mate	Natural Anodized	482.M.PM	-	432.M.PM	434.M.PM
MADERA	NATURAL WOOD	REF.	REF.	REF.	REF.
Roble Francés	Oak	482.C.RB	4856.C.RB	432.C.RB	434.C.RB
Sapely	Sapely	482.C.SP	4856.C.SP	432.C.SP	434.C.SP
Cerezo	Cherry Tree	482.C.CZ	4856.C.CZ	432.C.CZ	434.C.CZ
Pino	Pine	482.C.PN	4856.C.PN	432.C.PN	434.C.PN
Nogal	Wallnut	482.C.NG	-	-	-
Haya Blanca	Beech Tree	482.C.Y	4856.C.Y	432.C.Y	434.C.Y
Haya Vaporizada	Steam Beech	482.C.YV	-	432.C.YV	434.C.YV
VINILOS	VYNILS	REF.	REF.	REF.	REF.
Blanco Sil	White sil	-	4856.V.BS	432.V.BS	434.V.BS
Blanco Perla	Pearl white	-	4856.V.BP	432.V.BP	434.V.BP
Halifax Natural	Natural Halifax	-	4856.V.HN	432.V.HN	434.V.HN
Halifax Tabaco	Tabaco Halifax	-	4856.V.HT	432.V.HT	434.V.HT
Halifax Blanco	White Halifax	-	4856.V.HB	432.V.HB	434.V.HB

85mm


KIT PUERTAS

SLIDING DOOR KIT

ADINOR


CONTENIDO DEL KIT

KIT ELEMENTS



Tirador de Hoja
Handle Profile

Rueda Inferior con Rodamiento
Lower Roller with Bearings



x2


Bolsa Cepillo
Brush Bag

x2



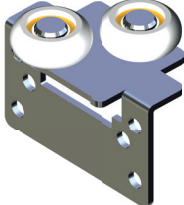
x1

Cuña de Freno
Upper Stopper




x1

Caballote metálico con goma y cojinetes
Metallic Upper Roller with Bearings



x2

Perfil Embellecedor U
U Profile



x1

SM / \$57 / \$70
\$80 / \$85 / \$90


85mm

KIT PUERTAS SLIDING DOOR KIT

ADINOR

FHP16mm

KIT DE PUERTA
SLIDING DOOR KIT



Ref. 1471 - 2x2,5 m



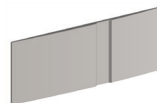
Ref. 16060 - 2x2,5 m.



Ref. 165MN - 2 un.





Ref. 152 - 1x1m.




Ref. 163 - 1 un.

JP16mm

KIT DE PUERTA
SLIDING DOOR KIT



Ref. 148 - 2x2,5 m



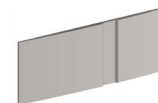
Ref. 16060 - 2x2,5 m.



Ref. 165MN - 2 un.



Ref. 152 - 1x1m.



Ref. 163 - 1 un.

RR QUILLA

Ref. 177
2 und



RD CON LIMPIADOR

Ref. 1701
2 und



RR QUILLA

Ref. 177
2 und



RD CON LIMPIADOR

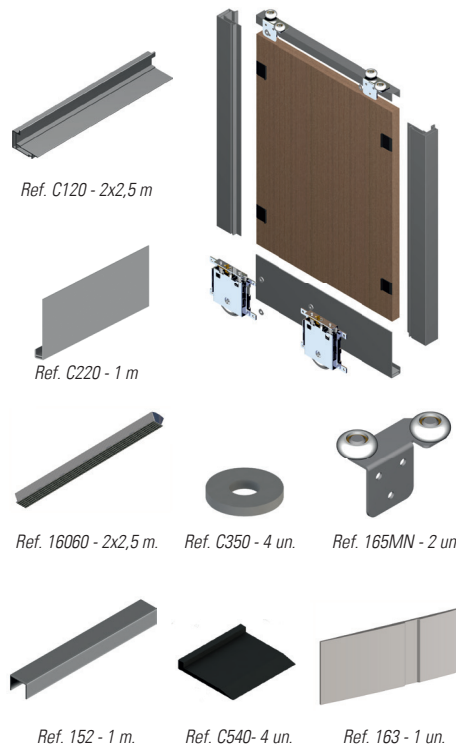
Ref. 1701
2 und



ACABADOS	FINISHINGS	RR QUILLA Ref. 177 2 und	RD CON LIMPIADOR Ref. 1701 2 und	RR QUILLA Ref. 177 2 und	RD CON LIMPIADOR Ref. 1701 2 und
LACADOS	COATED	REF.	REF.	REF.	REF.
Blanco Brillo Ral 9010	White	920.B.L.B	920.RD.L.B	921.B.L.B	921.RD.L.B
Oro	Gold	-	-	-	-
ANODIZADOS	ANODIZED	REF.	REF.	REF.	REF.
Bronce Brillo Repulido	Bronce	-	-	-	-
Plata Brillo Repulido	Polished Silver	920.B.A.P	920.RD.A.P	921.B.A.P	921.RD.A.P
Plata Mate	Natural Anodized	920.B.A.PM	920.RD.A.PM	921.B.A.PM	921.RD.A.PM
MELAMINA	MELAMINE	REF.	REF.	REF.	REF.
Roble RO 444	Oak	920.B.M.RBRO	920.RD.M.RBRO	921.B.M.RBRO	921.RD.M.RBRO
Sapely Rameado	Sapely	920.B.M.SP	920.RD.M.SP	921.B.M.SP	921.RD.M.SP
Cerezo Duero	Cherry Tree	920.B.M.CZD	920.RD.M.CZD	921.B.M.CZD	921.RD.M.CZD
Haya Vapor. 428	Steam Beech	920.B.M.YV	920.RD.M.YV	921.B.M.YV	921.RD.M.YV
Wengue Congo	Wengue	920.B.M.W	920.RD.M.W	921.B.M.W	921.RD.M.W
Blanco Rebornizable	White	-	-	921.B.M.MR	921.RD.M.MR
MADERA	NATURAL WOOD	REF.	REF.	REF.	REF.
Roble Francés	Oak	920.B.C.RB	920.RD.C.RB	921.B.C.RB	921.RD.C.RB
Sapely	Sapely	921.B.C.SP	921.RD.C.SP	921.B.C.SP	921.RD.C.SP
Cerezo	Cherry Tree	920.B.C.CZ	920.RD.C.CZ	921.B.C.CZ	921.RD.C.CZ
Pino	Pine	920.B.C.PN	920.RD.C.PN	921.B.C.PN	921.RD.C.PN
Haya Blanca	Beech Tree	920.B.C.Y	920.RD.C.Y	921.B.C.Y	921.RD.C.Y
Haya Vaporizada	Steam Beech	920.B.C.YV	920.RD.C.YV	921.B.C.YV	921.RD.C.YV

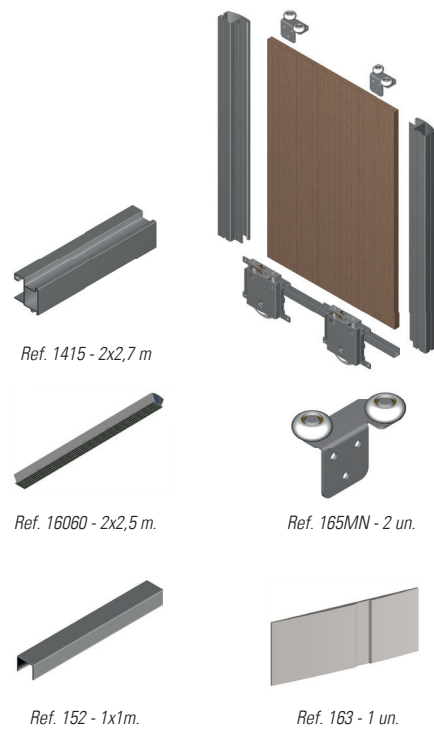
MINS16mm

KIT DE PUERTA
SLIDING DOOR KIT



RTS19mm

KIT DE PUERTA
SLIDING DOOR KIT



RR QUILLA

Ref. 177
2 und



RR QUILLA

Ref. 177
2 und



ACABADOS

FINISHINGS

LACADOS	COATED	REF.
Blanco Brillo Ral 9010	White	946.B.L.B
Negro Mate	Mat black	946.B.L.NM
ANODIZADOS	ANODIZED	REF.
Bronce Brillo Repulido	Bronce	-
Plata Brillo Repulido	Polished Silver	946.B.A.P
Plata Mate	Natural Anodized	946.B.A.PM
MELAMINA	MELAMINE	REF.
Roble RO 444	Oak	946.B.M.RBRO
Sapely Rameado	Sapely	-
Cerezo Duero	Cherry Tree	-
Haya Vapor. 428	Steam Beech	-
Wengue Congo	Wengue	-
Blanco Rebornizable	White	946.B.M.MR
MADERA	NATURAL WOOD	REF.
Roble Francés	Oak	946.B.C.RB
Sapely	Sapely	946.B.C.SP
Cerezo	Cherry Tree	946.B.C.CZ
Pino	Pine	946.B.C.PN
Haya Blanca	Beech Tree	946.B.C.Y
Haya Vaporizada	Steam Beech	-

REF.
933.B.L.B
-
REF.
-
933.B.A.P
933.B.A.PM
REF.
-
-
-
-
-
-
REF.
-
-
-
-
-

85mm


KIT GUÍAS

TRACKS KIT


ADINOR

GS2B-GI5F

KIT GUÍA
TRACKS KIT



Ref. 111




Ref. 137




Ref. 193

GS2B-GI2A


KIT GUÍA
TRACKS KIT



Ref. 111



Ref. 121



Ref. 193

ACABADOS	FINISHINGS	2 m.	3 m.	4 m.	2 m.	3 m.	4 m.
LACADOS	COATED	REF.	REF.	REF.	REF.	REF.	REF.
Blanco Brillo Ral 9010	White	931.L.B.2	931.L.B.3	931.L.B.4	920.L.B.2	920.L.B.3	920.L.B.4
Negro Mate	Mat black	-	-	-	920.L.NM.2	920.L.NM.3	920.L.NM.4
ANODIZADOS	ANODIZED	REF.	REF.	REF.	REF.	REF.	REF.
Plata Brillo Repulido	Polished Silver	931.A.P2	931.A.P3	931.A.P4	920.A.P2	920.A.P3	920.A.P4
Plata Mate	Natural Anod.	931.A.PM.2	931.A.PM.3	931.A.PM.4	920.A.PM.2	920.A.PM.3	920.A.PM.4
MELAMINA	MELAMINE	REF.	REF.	REF.	REF.	REF.	REF.
Roble RO 444	Oak	931.M.RBRO.2	931.M.RBRO.3	931.M.RBRO.4	920.M.RBRO.2	920.M.RBRO.3	920.M.RBRO.4
Sapely Rameado	Sapely	931.M.SP2	931.M.SP3	931.M.SP4	920.M.SP2	920.M.SP3	920.M.SP4
Cerezo Duero	Cherry Tree	931.M.CZD.2	931.M.CZD.3	931.M.CZD.4	920.M.CZD.2	920.M.CZD.3	920.M.CZD.4
Haya Vapor 428	Steam Beech	931.M.YV.2	931.M.YV.3	931.M.YV.4	920.M.YV.2	920.M.YV.3	920.M.YV.4
Wengue Congo	Wengue	931.M.W.2	931.M.W.3	931.M.W.4	920.M.W.2	920.M.W.3	920.M.W.4
Blanco Rebamizable	White	931.M.MR.2	931.M.MR.3	931.M.MR.4	920.M.MR.2	920.M.MR.3	920.M.MR.4
MADERA	NATURAL WOOD	REF.	REF.	REF.	REF.	REF.	REF.
Roble Francés	Oak	931.C.RB.2	931.C.RB.3	931.C.RB.4	920.C.RB.2	920.C.RB.3	920.C.RB.4
Sapely	Sapely	931.C.SP2	931.C.SP3	931.C.SP4	920.C.SP2	920.C.SP3	920.C.SP4
Cerezo	Cherry Tree	931.C.CZ.2	931.C.CZ.3	931.C.CZ.4	920.C.CZ.2	920.C.CZ.3	920.C.CZ.4
Pino	Pine	931.C.PN.2	931.C.PN.3	931.C.PN.4	920.C.PN.2	920.C.PN.3	920.C.PN.4
Haya Blanca	Beech Tree	931.C.Y.2	931.C.Y.3	931.C.Y.4	920.C.Y.2	920.C.Y.3	920.C.Y.4
Haya Vaporizada	Steam Beech	931.C.YV.2	931.C.YV.3	931.C.YV.4	920.C.YV.2	920.C.YV.3	920.C.YV.4

85mm

INSTRUCCIONES DE MONTAJE

ASSEMBLY INSTRUCTIONS

ADINOR

ACCEDE AL PROGRAMA DE DESPIECE DE CADA SERIE EN:

www.adinor.info/programa-de-despiece

USE THE DOORS CUTTING SOFTWARE

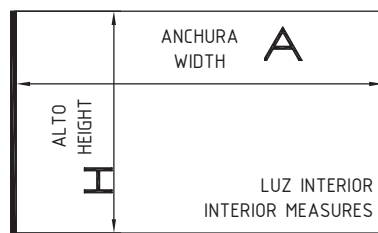
Para solape según dibujo esquema
Doors superposed according to drawing



ALTURA PUERTA / DOOR HEIGHT

SIN AMORTIGUADOR WITHOUT SELF CLOSING SYSTEM	CON AMORTIGUADOR WITH SELF CLOSING SYSTEM
---	--

	GS2B	GS2B
GI2A	H - 65	H - 75
GI5F	H - 30	H - 40



ANCHURA DEL TABLERO / BOARD WIDTH (C)

		TZM 16mm.	JP 16mm.	RTS 19mm.	MINS 16mm.	MINS 19mm.	MC 16mm.	FHP 16mm.	CT 80mm.	DB16mm.
2 PUERTAS	2 BOARDS									
		$\frac{A - 55}{2}$	$\frac{A - 5}{2}$	$\frac{A - 39}{2}$	$\frac{A - 14}{2}$	$\frac{A - 12}{2}$	$\frac{A - 15}{2}$	$\frac{A - 40}{2}$	$\frac{A - 20}{2}$	$\frac{A - 77}{2}$
3 PUERTAS	3 BOARDS	$\frac{A - 60}{3}$	$\frac{A + 5}{3}$	$\frac{A - 44}{3}$	$\frac{A - 14}{3}$	$\frac{A - 10}{3}$	$\frac{A - 5}{3}$	$\frac{A - 44}{3}$	$\frac{A + 10}{3}$	$\frac{A - 93}{3}$
4 PUERTAS	4 BOARDS	$\frac{A - 110}{4}$	$\frac{A - 10}{4}$	$\frac{A - 78}{4}$	$\frac{A - 28}{4}$	$\frac{A - 24}{4}$	$\frac{A - 30}{4}$	$\frac{A - 48}{4}$	$\frac{A - 40}{4}$	$\frac{A - 154}{4}$

LONGITUD CORTE PERFIL H, U / H, U PROFILE HEIGHT

TZM 16mm.	JP16mm.	RTS 19mm.	MINS 16mm.	MINS 19mm.	MC 16mm.	FHP 16mm.	CT 80mm.	DB16mm.
C - 34	C - 27	C - 21	C - 13	C - 16	C - 42	C - 27	C - 109	C - 28

SERIE 90

90 SERIE



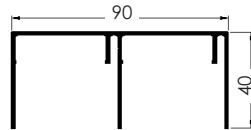

SERIE 90

90 SERIE

ADINOR

GS90

GUÍA SUPERIOR GS90
GS90 UPPER RAIL

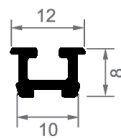



6m. Condiciones especiales de envío
6m. Special shipping conditions

ACABADOS	FINISHINGS	Longitud / Length : 6 m.
ANODIZADOS	ANODIZED	REF.
Plata Mate	Natural Anodized	119.A.PM

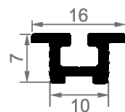

UGI

GUÍA INFERIOR UGI
UGI LOWER RAIL



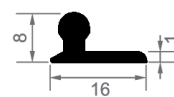
UGIP

GUÍA INFERIOR UGIP
UGIP LOWER RAIL



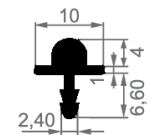

UGIA

GUÍA INFERIOR UGIA
UGIA LOWER RAIL



GIAE

GUÍA INFERIOR GIAE
GIAE LOWER RAIL



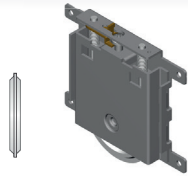
ACABADOS	FINISHINGS	Longitud / Length : 6 m.	Longitud / Length : 6 m.	Longitud / Length : 6 m.	Longitud / Length : 6 m.
LACADOS	COATED	REF.	REF.	REF.	REF.
Negro Mate	Mat Black	134.L.NM	-	-	-
Blanco Mate Ral9010	White Mat Ral9010	134.L.BM	-	-	-
ANODIZADOS	ANODIZED	REF.	REF.	REF.	REF.
Plata Mate	Natural Anodized	134.A.PM	124.A.PM	1341.A.PM	129.A.PM

COMPLEMENTOS

COMPLEMENTS

RODABLOC RR QUILLA


RR LOWER ROLLER



REF.	Descripción	Description
177	Rodabloc RR (Rueda Quilla) Guía Inferior UGI, UGIP	RR Lower Rail For UGI, UGIP Lower Rail

RODABLOC RR ACANALADA


RR LOWER ROLLER



REF.	Descripción	Description
176	Rodabloc RR (Rueda Acanalada) Guía Inferior GIAE, UGIA	RR Lower Rail For GIAE, UGIA Lower Rail

RODABLOC RR QUILLA BLOQUEO FRONTAL

RR LOWER ROLLER WITH FRONT LOCK



REF.	Descripción	Description
171	Rodabloc RR Bloqueo (Quilla) Guía Inferior GIO, GIEC, GI70, GI3P, UGIP, GI50, GI60	Front lock RR Lower Rail For GIO, GIEC, GI70, GI3P, UGIP, GI50, GI60 Lower Rail

CUÑA INFERIOR DE FRENO DOBLE PATILLA UGI, UGIP

UGI, UGIP BOTTOM STOPPER



REF.	Descripción	Description
1632	Freno para UGI, UGIP	UGI, UGIP Bottom stopper

CUÑA INFERIOR DE FRENO GIO, UGI, GI4F


GIO, UGI, GI4F BOTTOM STOPPER



REF.	Descripción	Description
1631	Freno para UGI, UGIP	UGI, UGIP Bottom stopper

CABALLETE METÁLICO CON COJINETES EXTRA Y GOMA S90


S80 METALLIC UPPER ROLLER WITH EXTRA BEARINGS



REF.	Descripción	Description
1629S90	CBSS90E (Con Cojinetes extra)	CBSS90E (With extra bearings)

AMORTIGUADOR DE CIERRE IZQ.+DCH. GS80 15 KG. (sistema montaje rápido)

LEFT & RIGHT SELF-CLOSING SYSTEM UP TO 15KG. (EASY ASSEMBLY)



REF.	Description
160S80AMOKIT15	x2

AMORTIGUADOR DE CIERRE IZQ.+DCH. GS80 25 KG. (sistema montaje rápido)


LEFT & RIGHT SELF-CLOSING SYSTEM UP TO 25KG. (EASY ASSEMBLY)



REF.	Description
160S80AMOKIT25	x2

AMORTIGUADOR DE CIERRE IZQ.+DCH. GS80 40 KG. (sistema montaje rápido)


LEFT & RIGHT SELF-CLOSING SYSTEM UP TO 40KG. (EASY ASSEMBLY)



REF.	Description
160S80AMOKIT40	x2

AMORTIGUADOR DE CIERRE IZQ.+DCH. GS80 60 KG. (sistema montaje rápido)


LEFT & RIGHT SELF-CLOSING SYSTEM UP TO 60KG. (EASY ASSEMBLY)



REF.	Description
160S80AMOKIT60	x2

AMORTIGUADOR DE CIERRE IZQ.+DCH. GS80 80 KG. (sistema montaje rápido)


LEFT & RIGHT SELF-CLOSING SYSTEM UP TO 80KG. (EASY ASSEMBLY)



REF.	Description
160S80AMOKIT80	x2

AMORTIGUADOR DE CIERRE CENTRAL GS80


GS80 CENTRAL SELF-CLOSING SYSTEM



REF.	Descripción	Description
160S80AMOKITC25	Amortiguador central 25 kg.	Central Self Closing System 25 kg.
160S80AMOKITC	Amortiguador central 40 kg.	Central Self Closing System 40 kg.

AMORTIGUADOR DE CIERRE IZQ.+DCH. GS80 100 KG. (sistema montaje rápido)


LEFT & RIGHT SELF-CLOSING SYSTEM UP TO 80KG. (EASY ASSEMBLY)



REF.	Description
160S80AMOKIT100	x2

AMORTIGUADOR DE CIERRE IZQ.+DCH. GS80 120 KG. (sistema montaje rápido)


LEFT & RIGHT SELF-CLOSING SYSTEM UP TO 80KG. (EASY ASSEMBLY)



REF.	Description
160S80AMOKIT120	x2

TAPÓN FINAL GUÍA UGIP



UGIP END COVER



REF.	Descripción	Description
1639	Tapón UGIP	UGIP End cover

CROQUIS DE MONTAJE

ASSEMBLY INSTRUCTIONS



COMPLEMENTOS COMUNES

COMMON COMPLEMENTS



COMPLEMENTOS COMUNES SERIE M, S57, S70, S80, S85, S90

COMMON COMPLEMENTS FOR M, S57, S70, S80, S85, S90 SYSTEMS

FILM TEXTIL AUTOADHESIVO PARA VIDRIO

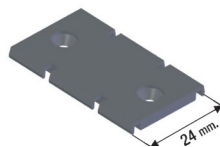
SELF-ADHESIVE GLASS PROTECTOR FABRIC



REF.	Medida / Measure
1519	Rollos / Roll 0,5 x 20m
1519DB	Rollos / Roll 1 x 20m

PIEZA DE ANCLAJE GI70, GI3P

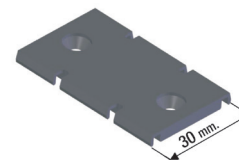
LOWER RAIL FIXING PLATE GI70, GI3P



REF.
196

PIEZA DE ANCLAJE GI20, GI2A, GI2A80, GI5F, GI80, GI83, GI803P, BATIENTE 70x12, 80x12

LOWER RAIL FIXING PLATE GI20, GI2A, GI2A80, GI5F, GI80, GI83, GI803P, DOOR STOP MOULDING 70x12, 80x12




REF.
193

ARANDELA NYLON NIVELADORA

LEVELLING NYLON WASHER


PARA TIRADOR MIN10, MINS10-16 Y MSE16
FOR MIN10, MINS10-16 AND MSE16 HANDLE PROFILE



REF.
C530

CUÑA ANTICABECEO PARA TIRADOR MIN10, MINS10, MINS16, MSE16.

PVC STABILIZATION WEDGE FOR MINI10, MINS10, MINS16, MSE16 HANDLE PROFILE



REF.
C540

TORNILLOS


SCREWS



REF.	Medida / Measure	
HT6.5	3,9 x 6,5 mm.	16 un.
HT12	3,9 x 12 mm.	16 un.

CUÑA SUPERIOR DE FRENO

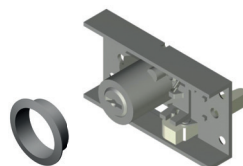
UPPER STOPPER



REF.	Descripción	Description
163	Guía Superior GSO, GSU, GSEC, GS57, GS80	GSO, GSU, GSEC, GS57, GS80 Upper Rail

CERRADURA PUERTAS CORREDERAS

SLIDING DOOR LOCK



PARA TABLERO DE 10, 16, 18, 19 mm
FOR 10, 16, 18, 19mm BOARD

REF.	Descripción	Description
17099.LLI	LLaves iguales	Equal keys
17099.LLD	LLaves diferentes	Different keys

CERRADURA FALLEBA PUERTAS CORREDERAS

SLIDING DOOR LOCK



PARA TABLERO DE 10, 16, 18, 19 mm
FOR 10, 16, 18, 19mm BOARD

REF.	Descripción	Description
17091	Cerradura Falleba	Falleba Lock

CEPILLO (Rollos)

BRUSH (Roll)



MARRÓN / BROWN		BLANCO / WHITE		GRIS / GREY	
REF.	MEDIDA / MEASURE	REF.	MEDIDA / MEASURE	REF.	MEDIDA / MEASURE
16080M	7 x 8 mm.	16060B	7 x 6 mm.	16140C	4 x 6 mm.
		16080B	7 x 8 mm.	16160	5 x 6 mm.
		16010B	7 x 10 mm.	16045	7 x 4,5 mm.
				16060	7 x 6 mm.
				16080	7 x 8 mm.
				16010	7 x 10 mm.
MARRÓN / BROWN		BLANCO / WHITE		GRIS / GREY	
REF.	MEDIDA / MEASURE	REF.	MEDIDA / MEASURE	REF.	MEDIDA / MEASURE
		16060AD	7 x 6 mm.	16060AD	7 x 6 mm.
		16010AD	7 x 10 mm.	16010AD	7 x 10 mm.

CEPILLO (Bolsa)

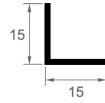

BRUSH (Poly Bag)



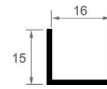

REF.	MEDIDA / MEASURE	BOLSA / POLY BAG
16060.K.G	7 x 6 mm. Gris / Grey	5,4 m
16060.K.B	7 x 6 mm. Blanco / White	5,4 m
16010C.K.G	7 x 10 mm. Gris / Grey	2,8 m
16010C.K.B	7 x 10 mm. Blanco / White	2,8 m
16140.K.G	4 x 6 Gris / Grey	5,4 m

6m. Condiciones especiales de envío
6m. Special shipping conditions

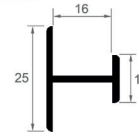

15x15
ÁNGULO 15x15
 ANGLE PROFILE 15x15



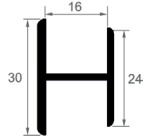

U16mm.
U PARA TABLERO 16mm.
 16mm. U PROFILE BOARD



H16mm.
H PARA TABLERO 16mm.
 16mm. H PROFILE BOARD



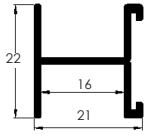

H16mm. (24X30)
H PARA TABLERO 16mm.(24X30)
 16mm. H PROFILE BOARD (24X30)



ACABADOS	FINISHINGS	Longitud / Length : 6 m.	Longitud / Length : 6 m.	Longitud / Length : 3 m.	Longitud / Length : 3 m.
LACADOS	COATED	REF.	REF.	REF.	REF.
Blanco Brillo Ral 9010	White	150.L.B	152.L.B	1525.L.B	C320.L.B
Negro Mate	Mat Black	-	152.L.NM	1525.L.NM	-
Blanco Mate Ral 9010	Mat white	-	152.L.BM	1525.L.BM	-
Blanco Mate Ral 9003	Mat white	-	152.L.BM03	1525.L.BM03	-
Antracita	Anthracite	-	152.L.ANT	1525.L.ANT	-
Oro	Gold	-	152.L.O	1525.L.O	-
ANODIZADOS	ANODIZED	REF.	REF.	REF.	REF.
Bronce Brillo Repulido	Bronce	-	152.A.BR	1525.A.BR	-
Plata Brillo Repulido	Polished Silver	-	152.A.P	1525.A.P	C320.A.P
Plata Mate	Natural Anodized	150.A.PM	152.A.PM	1525.A.PM	C320.A.PM
Inox Brillo Repulido	Inox	-	152.A.X	1525.A.X	-
MELAMINA	MELAMINE	REF.	REF.	REF.	REF.
Roble RO 444	Oak	-	152.M.RBRO	1525.M.RBRO	-
Roble 562	Oak	-	152.M.RB562	1525.M.RB562	-
Sapely D2517	Sapely	-	152.M.SPD	1525.M.SPD	-
Sapely Rameado	Sapely	-	152.M.SP	1525.M.SP	-
Cerezo Duero	Cherry Tree	-	152.M.CZD	1525.M.CZD	-
Cerezo Tajo	Cherry Tree	-	152.M.CZT	1525.M.CZT	-
Nogal Montisa	Montisa Walnut	-	152.M.NG	1525.M.NG	-
Haya Blanca Almijara	Beech Tree	-	152.M.Y	1525.M.Y	-
Haya Vapor. 428	Steam Beech	-	152.M.YV	1525.M.YV	-
Wengue Congo	Wengue	-	152.M.W	1525.M.W	-
Blanco Rebornizable	White	-	152.M.MR	1525.M.MR	-
Textil Coral	Textil Coral	-	-	-	-
Textil Cancun	Textil Cancun	-	152.M.TXCANC	1525.M.TXCANC	-
MADERA	NATURAL WOOD	REF.	REF.	REF.	REF.
Roble Francés	Oak	-	152.C.RB	1525.C.RB	-
Sapely	Sapely	-	152.C.SP	1525.C.SP	-
Cerezo	Cherry Tree	-	152.C.CZ	1525.C.CZ	-
Pino	Pine	-	152.C.PN	1525.C.PN	-
Haya Blanca	Beech Tree	-	152.C.Y	1525.C.Y	-
Haya Vaporizada	Steam Beech	-	152.C.YV	1525.C.YV	-
VINILO	VINYL	REF.	REF.	REF.	REF.
Blanco Sil	Blanco Sil	-	152.V.BS	1525.V.BS	-
Blanco Perla Touch	Blanco Perla Touch	-	152.V.BP	1525.V.BP	-
Blanco RAL 9003	Blanco RAL 9003	-	152.V.9003	1525.V.9003	-
Halifax Natural	Natural Halifax	-	152.V.HN	1525.V.HN	-
Halifax Tabaco	Tabaco Halifax	-	152.V.HT	1525.V.HT	-
Halifax Blanco	White Halifax	-	152.V.HB	1525.V.HB	-
Wengue Duero	Wengue Duero	-	152.V.W	1525.V.W	-
Palo Rosa Touch	Palo Rosa Touch	-	152.V.PRT	1525.V.PRT	-

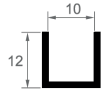

HGA 16mm.

HGA 16mm.
16mm. H PROFILE BOARD



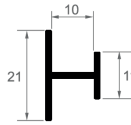

U10mm.

U PARA TABLERO 10mm.
10mm. U PROFILE BOARD



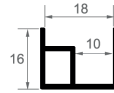
H10mm.

H PARA TABLERO 10mm.
10mm. H PROFILE BOARD



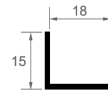

U18-10mm.

U PARA TABLERO 18-10mm.
18-10mm. U PROFILE BOARD



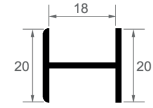

U18mm.

U PARA TABLERO 18mm.
18mm. U PROFILE BOARD



H18mm.

H PARA TABLERO 18mm.
18mm. U PROFILE BOARD



Longitud / Length : 3 m.	Longitud / Length : 6 m.	Longitud / Length : 3 m.	Longitud / Length : 6 m.	Longitud / Length : 6 m.	Longitud / Length : 3 m.
REF.	REF.	REF.	REF.	REF.	REF.
-	151.L.B	1515.L.B	-	154.L.B	1589.L.B
-	151.L.NM	1515.L.NM	-	154.L.NM	1589.L.NM
-	151.L.BM	1515.L.BM	-	-	-
-	151.L.BM03	1515.L.BM03	-	154.L.BM03	1589.L.BM03
-	-	-	-	154.L.ANT	1589.L.ANT
-	151.L.O	1515.L.O	-	-	1589.L.O
REF.	REF.	REF.	REF.	REF.	REF.
-	151.A.BR	1515.A.BR	-	154.A.BR	1589.A.BR
-	151.A.P	1515.A.P	-	-	-
146H.A.PM	151A.PM	1515.A.PM	1548.A.PM	154.A.PM	1589.A.PM
-	151.A.X	1515.A.X	-	154.A.X	-
REF.	REF.	REF.	REF.	REF.	REF.
-	151.M.RBRO	1515.M.RBRO	-	154.M.RBRO	1589.M.RBRO
-	151.M.RB562	1515.M.RB562	-	-	-
-	151.M.SPD	1515.M.SPD	-	-	-
-	-	-	-	-	-
-	151.M.CZD	1515.M.CZD	-	-	-
-	151.M.CZT	1515.M.CZT	-	-	-
-	-	-	-	-	-
-	151.M.Y	1515.M.Y	-	-	-
-	151.M.YV	1515.M.YV	-	-	-
-	151.M.W	1515.M.W	-	154.M.W	1589.M.W
-	151.M.MR	1515.M.MR	-	154.M.MR	1589.M.MR
-	151.M.TXCO	-	-	-	-
-	-	-	-	-	-
REF.	REF.	REF.	REF.	REF.	REF.
-	151.C.RB	1515.C.RB	-	154.C.RB	1589.C.RB
-	151.C.SP	1515.C.SP	-	-	-
-	151.C.CZ	1515.C.CZ	-	-	-
-	151.C.PN	1515.C.PN	-	-	-
-	151.C.Y	1515.C.Y	-	-	-
-	151.C.YV	1515.C.YV	-	-	-
REF.	REF.	REF.	REF.	REF.	REF.
-	151.V.BS	1515.V.BS	-	-	-
-	151.V.BP	1515.V.BP	-	-	-
-	151.V.9003	1515.V.9003	-	-	-
-	151.V.HN	1515.V.HN	-	-	-
-	151.V.HT	1515.V.HT	-	-	-
-	151.V.HB	1515.V.HB	-	-	-
-	151.V.W	1515.V.W	-	-	-
-	151.V.PRT	1515.V.PRT	-	-	-

U19mm.

U PARA TABLERO 19mm.
19mm. U PROFILE BOARD

H19mm.

H PARA TABLERO 19mm.
19mm. H PROFILE BOARD

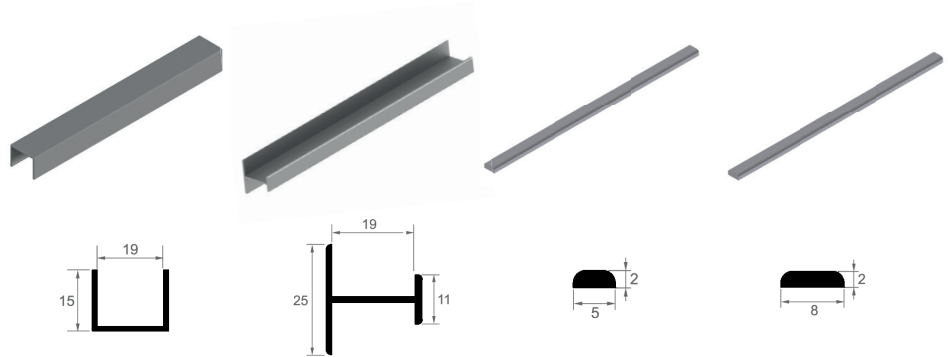
PLETINA5x2

PLETINA PVC ADHESIVA
PVC SELF-ADHESIVE PLATE

PLETINA8x2

PLETINA PVC ADHESIVA
PVC SELF-ADHESIVE PLATE

6m. Condiciones especiales de envío 6m. Special shipping conditions




ACABADOS	FINISHINGS	Longitud / Length : 6 m.	Longitud / Length : 3 m.	Longitud / Length : 3 m.	Longitud / Length : 3 m.
LACADOS	COATED	REF.	REF.	REF.	REF.
Blanco Brillo Ral 9010	White	1522.L.B	1580.L.B	-	-
Blanco Mate Ral 9010	Mat white	1522.L.BM	1580.L.BM	-	-
Blanco Mate Ral 9003	Mat white	1522.L.BM03	1580.L.BM03	-	-
Negro Mate	Black	1522.L.NM	1580.L.NM	-	-
Antracita	Anthracite	1522.L.ANT	1580.L.ANT	-	-
Oro	Gold	-	-	-	-
ANODIZADOS	ANODIZED	REF.	REF.	REF.	REF.
Plata Brillo Repulido	Polished Silver	1522.A.P	1580.A.P	-	-
Plata Mate	Natural Anodized	1522.A.PM	1580.A.PM	453.A.PM	4531.A.PM
Crudo	Natural	-	-	-	-
MELAMINA	MELAMINE	REF.	REF.	REF.	REF.
Blanco Rebarnizable	White	1522.M.MR	1580.M.MR	-	-
MADERA	NATURAL WOOD	REF.	REF.	REF.	REF.
Roble Francés	Oak	1522.C.RB	1580.C.RB	-	-
Cerezo	Cherry Tree	1522.C.CZ	1580.C.CZ	-	-

GOMA 4-5mm.

TRANSPARENTE PARA
CRISTAL 4-5mm.
TRANSPARENT GASKET

Vidrio Glassy = 4-5 mm.



TIRA BURBUJA

TIRA BURBUJA LATERAL
TIRADOR CRVO 10mm
PVC LATERAL GASKET
FOR CRVO 10mm HANDLE
PROFILE

GOMA 5mm.

TRANSPARENTE PARA
CRISTAL 5mm.
TRANSPARENT GASKET


Vidrio Glassy = 5 mm.



GOMA 4mm.

TRANSPARENTE PARA
CRISTAL 4mm.
TRANSPARENT GASKET

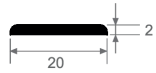

Vidrio Glassy = 4 mm.



ACABADOS	FINISHINGS	Rollo / Roll: 25 m.	Rollo / Roll: 250 m.	Rollo / Roll: 150 m.	Rollo / Roll: 125 m.
ACABADOS	FINISHINGS	REF.	REF.	REF.	REF.
Transparente	Transparent	15892	751	1585	1586
Gris	Grey	-	-	-	-

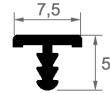
PLETINA 20x2

PLETINA ALUMINIO
DECORATIVA
ALUMINIUM PLATE



PERFIL T7,5mm.

PERFIL T ALUMINIO
ALUMINIUM T PROFILE



PLETINA 40x2,5

PLETINA DE ALUMINIO
ALUMINIUM PLATE




Longitud / Length : 6 m.	Longitud / Length : 6 m.	Longitud / Length : 6 m.
REF.	REF.	REF.
157.L.B	-	-
-	-	-
-	-	-
157.L.O	-	-
REF.	REF.	REF.
157.A.P	-	-
157.A.PM	454.A.PM	-
-	-	1575.A.C
REF.	REF.	REF.
-	-	-
REF.	REF.	REF.
-	-	-
-	-	-

GOMA 4-5mm.

TRANSPARENTE PARA
CRISTAL 4-5mm.
TRANSPARENT GASKET


Vidrio
Glassy = 4-5 mm.



GOMA 4-5mm.

TRANSPARENTE PARA
CRISTAL 4-5mm.
TRANSPARENT GASKET

Vidrio
Glassy = 4-5 mm.



REDUCTOR 16mm.

PERFIL PVC REDUCTOR
SLOT REDUCER PROFILE

Vidrio
Glassy = 4-5 mm.



REDUCTOR 10mm.

PERFIL PVC REDUCTOR
SLOT REDUCER PROFILE

Vidrio
Glassy = 4 mm.



REDUCTOR 18mm.

PERFIL PVC REDUCTOR
SLOT REDUCER PROFILE

Vidrio
Glassy = 4-6 mm.



PARA TIRADOR 16mm.
16mm. HANDLE PROFILE

PARA TIRADOR 18mm.
18mm. HANDLE PROFILE

PARA TIRADOR 16mm.
16mm. HANDLE PROFILE

PARA TIRADOR 10mm.
10mm. HANDLE PROFILE

PARA TIRADOR 18mm.
18mm. HANDLE PROFILE

Rollo / Roll: 50 m.	Rollo / Roll: 50 m.	Longitud / Length : 3 m.	Longitud / Length : 3 m.	Longitud / Length : 3 m.
REF.	REF.	REF.	REF.	REF.
1587	15891	-	-	15835
-	-	1583	1584	-